Mary Parks

Itasca
Park District

NATIONAL GOLD MEDAL • ITASCA PARK DISTRICT • 2003 ~ 2009 ~ 2017 • EXCELLENCE IN PARKS AND RECREATION

2018-2019 FY
Proposed Budget

04/19/18 mfl

Itasca Park District
2018-2019 FY
Proposed Budget

Itasca
Park District

NATIONAL GOLD MEDAL
ITASCA PARK DISTRICT
2003 ~ 2009 ~ 2017
EXCELLENCE IN PARKS AND RECREATION

2017-2018 FY Re-Cap
Highlights of the Year:

- 2017 Gold Medal Award Recipient
- Schiller Park Playground Redevelopment Project - Artificial Turf/Shelter
- Recreation Center EIFS Project
- July 2017 Microburst Storm - Waterpark Damage
- Ray Franzen Bird Sanctuary OSLAD Project Construction
  - Grand Opening Late May/Early June 2018
- Caboose Phase II - interior replication completed
- Recreation Programming Revenue
  - $918,062 gross
  - $420,670 overall net

2018-2019 FY Budget Summary of All Funds

FUND	4/30/17 Audited Fund Balances	Est. 2017 - 2018 Working Budget Projected Fund Balances	4/30/18 Projected Fund Balances	2018 - 2019 Projected Revenues	2018 - 2019 Projected Expenditures	4/30/19 Projected Fund Balances
Corporate	$ 435,084	$ 114,660	$ 549,744	$ 721,207	$ (1,066,502)	$ 204,449
Recreation	$ 796,393	$ 41,645	$ 838,038	$ 2,090,551	$ (2,065,013)	$ 863,576
Insurance	$ 30,720	$ (5,914)	$ 24,806	$ 55,213	$ (64,200)	$ 15,819
Audit	$ (49)	$ 681	$ 632	$ 11,733	$ (12,000)	$ 365
SRA	$ 46,705	$ (65,350)	$ (18,645)	$ 204,053	$ (177,727)	$ 7,681
Paving & Lighting	$ 11,385	$ (4,114)	$ 7,271	$ 23,466	$ (30,000)	$ 737
Social Security	$ 13,734	$ 599	$ 14,333	$ 109,678	$ (109,678)	$ 14,333
IMRF	$ 76,715	$ (42,228)	$ 34,487	$ 122,432	$ (120,000)	$ 36,919
Bond & Interest	$ 1	$ (1,274)	$ (1,273)	$ 868,754	$ (868,754)	$ (1,273)
Museum	$ 73,240	$ 11,223	$ 84,463	$ 36,045	$ (59,600)	$ 60,908
Capital Improvement	$ 2,054,578	$ (520,395)	$ 1,534,183	$ 521,750	$ (545,000)	$ 1,510,933
Sher Trust	$ 8,793	$ 6	$ 8,799	$ -	$ (8,799)	$ -
TOTALS	$ 3,547,299	$ (470,461)	$ 3,076,838	$ 4,764,882	$ (5,127,273)	$ 2,714,447

2018-2019 FY Budget Summary of All Funds
NO Grant Reimbursements

FUND	4/30/16 Audited Fund Balances	Est. 2016 - 2017 Working Budget Projected Fund Balances	4/30/17 Projected Fund Balances	2017 - 2018 Projected Revenues	2017 - 2018 Projected Expenditures	4/30/18 Projected Fund Balances
Corporate	$ 435,084	$ 114,660	$ 549,744	$ 721,207	$ (1,066,502)	$ 204,449
Recreation	$ 796,393	$ 41,645	$ 838,038	$ 2,090,551	$ (2,065,013)	$ 863,576
Insurance	$ 30,720	$ (5,914)	$ 24,806	$ 55,213	$ (64,200)	$ 15,819
Audit	$ (49)	$ 681	$ 632	$ 11,733	$ (12,000)	$ 365
SRA	$ 46,705	$ (65,350)	$ (18,645)	$ 204,053	$ (177,727)	$ 7,681
Paving & Lighting	$ 11,385	$ (4,114)	$ 7,271	$ 23,466	$ (30,000)	$ 737
Social Security	$ 13,734	$ 599	$ 14,333	$ 109,678	$ (109,678)	$ 14,333
IMRF	$ 76,715	$ (42,228)	$ 34,487	$ 122,432	$ (120,000)	$ 36,919
Bond & Interest	$ 1	$ (1,274)	$ (1,273)	$ 868,754	$ (868,754)	$ (1,273)
Museum	$ 73,240	$ 11,223	$ 84,463	$ 36,045	$ (59,600)	$ 60,908
Capital Improvement	$ 2,054,578	$ (520,395)	$ 1,534,183	$ 186,750	$ (545,000)	$ 1,175,933
Sher Trust	$ 8,793	$ 6	$ 8,799	$ -	$ (8,799)	$ -
TOTALS	$ 3,547,299	$ (470,461)	$ 3,076,838	$ 4,429,882	$ (5,127,273)	$ 2,379,447

*No Grant Reimbursement of the $335,000 SBNC Grant in the Capital Fund. Project expense is $280K.

2018-2019 FY Budget
Projected Revenue = $4,764,882.86

- **55% Revenue Comes from Taxes** (removal of the pool bonds decreases this to 50%)
  - 2017 Tax Rate = .5097 (decrease from .5348)
  - 2017 EAV increased 8.3% from 2016 EAV to $510,131,709 (3rd increase since 2009)
  - 2.1 CPI (same as prior year)
  - Overall Tax Impact from 2016 to 2017 = 2.9% increase or $74,730.87
    - $15,167 ADA
    - $21,599 Bonds
    - $37,964.87 Remaining Funds
- **45% Revenue Comes from:**
  - Interest - .1%
  - Misc Income - 14% (cell tower, employee health contributions, sponsorship, 2 grants)
  - Rentals - 1.1%
  - Program Revenue - 21% (all programs fees)
  - Fees & Charges - 7.8% (rentals, fitness/waterpark fees)
  - Vending/Concessions - 1%

2017 Tax Levy = $2,599,904

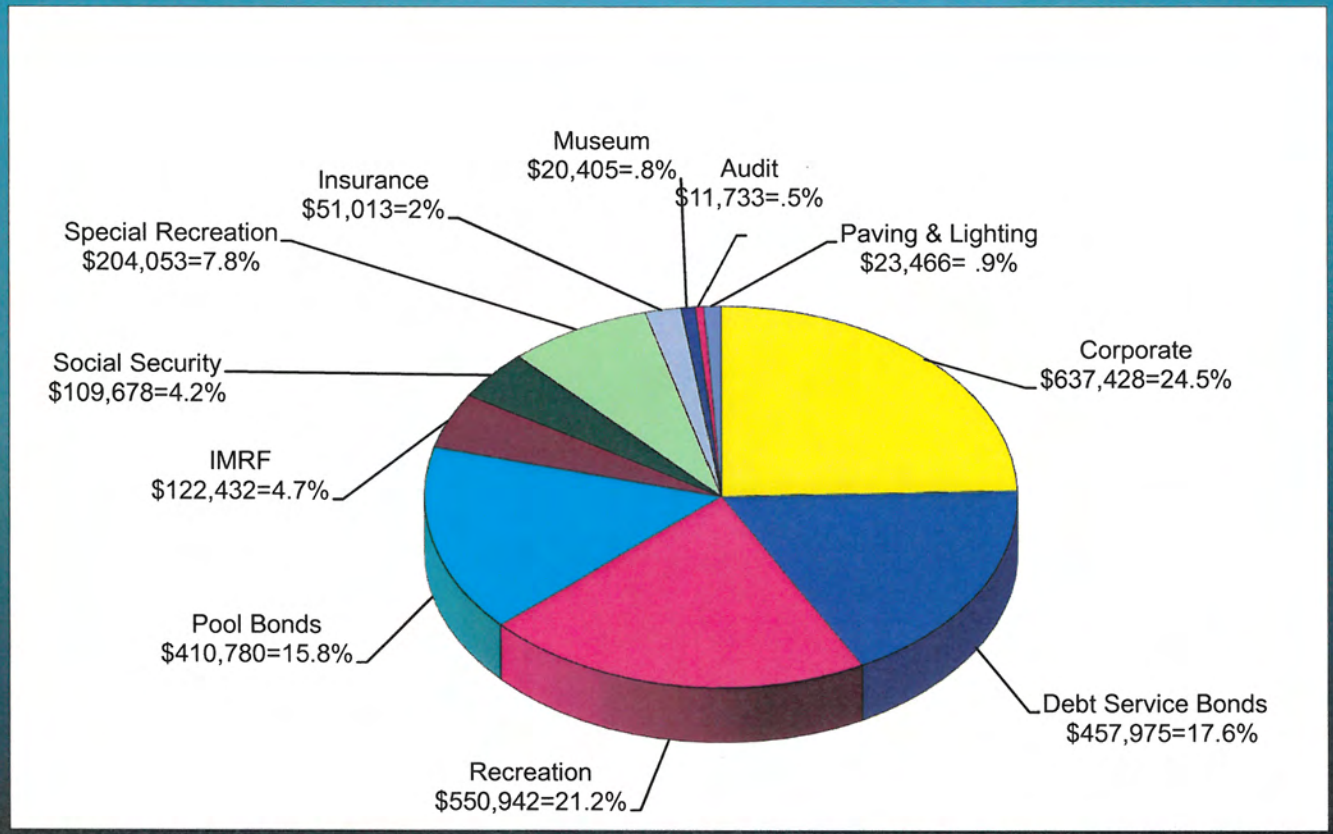

2018-2019 FY Budget
Projected Expenses = $5,127,270.64

- **Expenses:**
  - ALL Wages/Salaries - 29% ($1,486,910)
    - (FT Staff, Fitness/Waterpark Services, Parks, Programs)
  - Contractual - 27%
    - (insurance, legal/payroll/accounting services, printing/postage, brochure, credit card fees, web site, mowing/landscaping, computer services)
  - Capital - 21%
  - Programs - 6% (supplies, contracts - NO WAGES)
  - Miscellaneous - 11%
  - Materials & Supplies - 2%
  - Utilities - 2%
  - Parks & Facilities Maintenance - 2%

2018-2019 FY Budget Highlights

- **Wages & Salaries**
  - 10% Increase from 17/18 End Of Year Projected to Proposed 18/19 Budget
    - PT Staff - .25 Raise or 2% - which ever is less
    - $31,366 FT Staff Wage Pool/Adjustments
- **IMRF**
  - 2018 Rate is 10.06%
  - 2019 Rate will decrease to 6.68%
- **Health Insurance**
  - The 2018 PDRMA Health Plan had a 3-4% increase, and we expect the last 4 months of the FY to increase minimally. Currently there are 9 out 13 eligible positions on the Health Plan.
    - 16/17 net expense - $122,615
    - 17/18 net expenses - $142,126 projected ($140K budgeted)
    - 18/19 net expenses - $140,000 proposed budget

2018-2019 Corporate Fund

Projected Revenue - $721,207

Projected Expense – ($1,066,502)

Projected Net – ($345,295)

Projected End of 18/19FY Fund Balance = $204,449

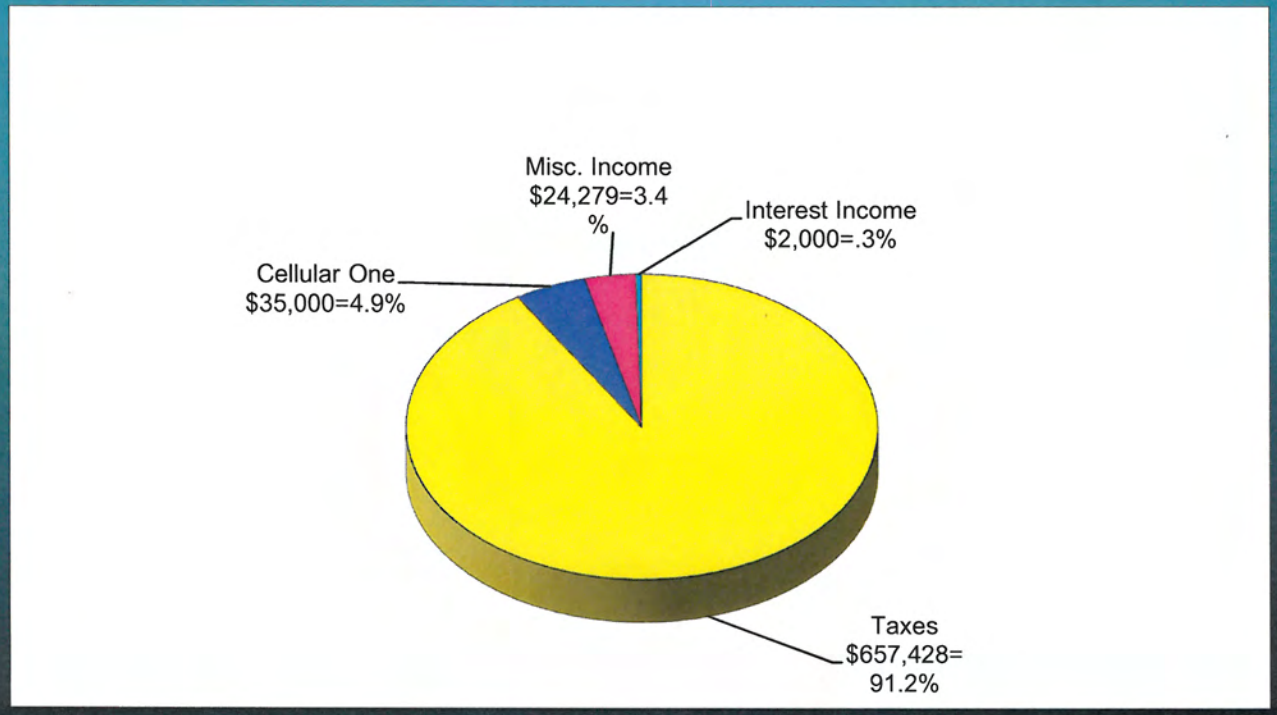

2018-2019 FY Budget
Finance, Personnel and IT Highlights

- **Finance, Personnel & IT Highlights**
  - Network Licensing and Support (includes support for financial and recreation software, virus & spam protection, network backups, domain/website registration and infrastructure licensing/support).
    - Budget increase in response to Ransomware attack that occurred in July, 2017. Extra layers of protection added and moved Email to Office 365 (cloud based) and decommissioned compromised server.
  - Technology/Computers: Proposed budget increase is to complete a Penetration test to be performed by a 3rd party to review network and test for hacking opportunities and identify strengths/weaknesses.
- **Future projects that need to be addressed**: (joint projects with Recreation/Maintenance Departments)
  - Phone system replacement: Current system is original and aging
  - PA system: Current system is not fully functional
  - Security Camera system: Current system is older technology and not reliable
  - Servers: Current systems beginning to age and will need to begin replacements

2018-2019 Recreation Fund

Projected Revenue - $2,090,551

Projected Expense – ($2,065,13)

Projected Net – ($25,538)

Projected End of 18/19FY Fund Balance = $863,576

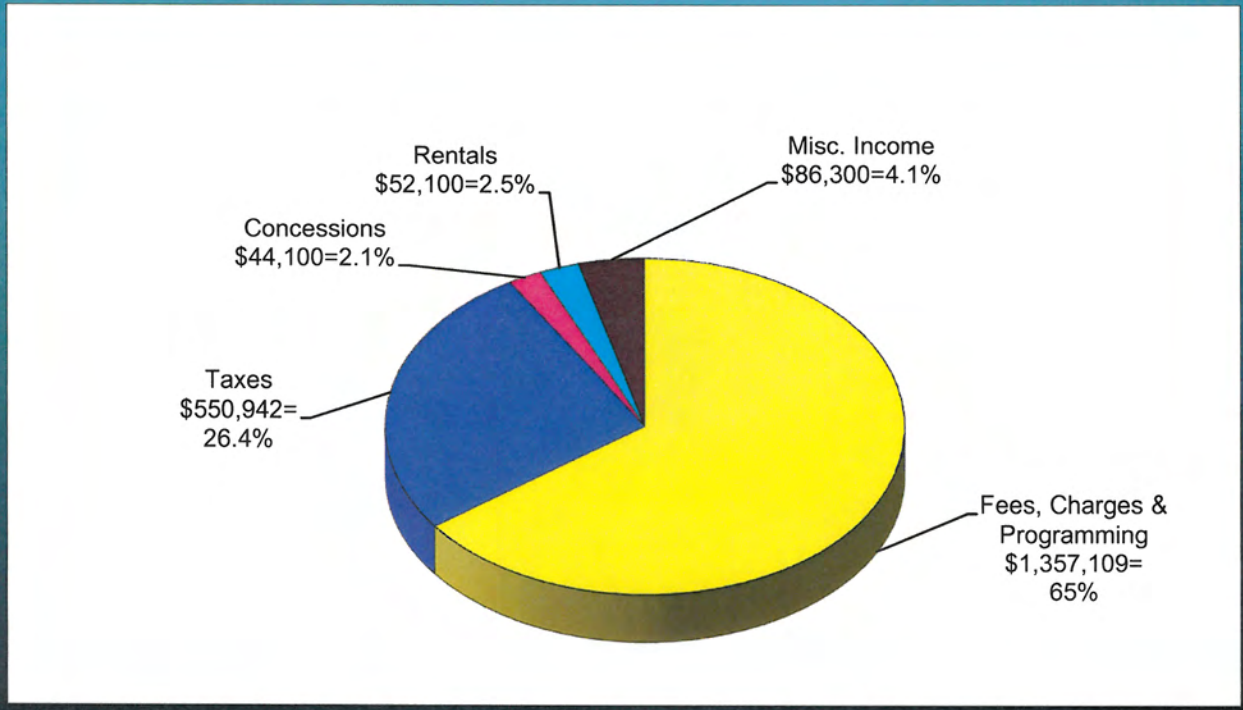

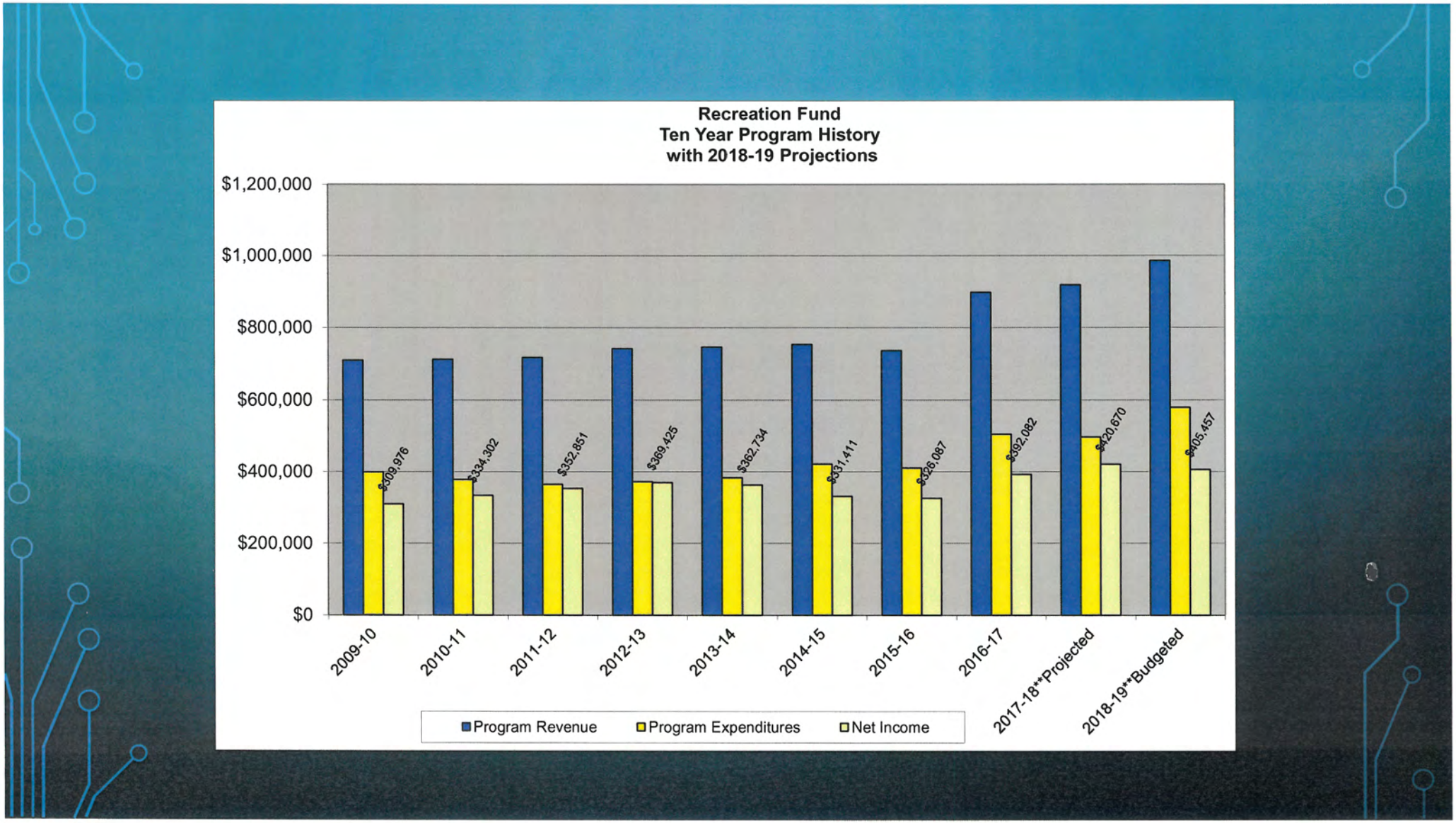
Recreation Fund
Ten Year Program History
with 2018-19 Projections
$1,200,000
$1,000,000
$800,000
$600,000
$400,000
$200,000
$0
$309,976
$334,302
$352,851
$369,425
$362,734
$331,411
$326,087
$392,082
$420,670
$405,457
2009-10
2010-11
2011-12
2012-13
2013-14
2014-15
2015-16
2016-17
2017-18**Projected
2018-19**Budgeted
Program Revenue
Program Expenditures
Net Income

AQUATICS & FACILITY



- **Aquatics**
  - Expecting an increase in revenue and expenses.
  - Anticipating higher pool pass revenue due to increased pass rates and the closing of neighboring pools
  - Swim Lessons continue to struggle due to indoor pool competition
- **Gymnastics**
  - Home meets have been successful. Expecting more revenue from home meets.
  - Competitive Team has kids graduating out of the program. A small decrease is expected this year.
  - Sharing our space with Bloomingdale PD this summer during their renovation.
- **Facility/Services**
  - Iris Room rentals are continuing to grow
  - Gym Rentals are more consistent with returning customers. Rolling Thunder will continue to rent
- **Special Events**
  - Polar Express continues to sell out before Halloween
  - Continued success every year.
  - Misc. Preschool has added a successful contractual program to boost revenue

GENERAL INTEREST

- **Dance**
  - Mini Dance team- 10 Members
  - Intermediate Dance Team- 11 Members
  - Added an assistant teacher for W/S Saturday classes
    - Will be there when Darla is at competitions
- **Camps**
  - Over all- camps net $13,662 over projected
  - Increased wages to meet ratios
    - Teen Camp numbers up- additional staff needed
    - Directors of Camp Adventure & Butterflies removed from ratios
      - Camp Butterflies- 35 participants T/Th AM
  - Increased supplies
    - Walkie talkies & counselor swim suits
- **Adult Trips**
  - More trips for ages 25+
    - In addition to senior trips
  - One Nights Trips planned to Chicago & Milwaukee
    - September & December
- **Youth**
  - Adding break camps & more contractual classes
- **Museum**
  - 40% of artifacts completed with digitalization
    - Will continue and will need to re-photograph the collection.
    - Deaccessioning items not Itasca or Milwaukee Railroad related

ATHLETICS

- **WIBA**
  - 326 Total Participants (243 Itasca Participants)
    - 52 WIBA Travel Participants
      - $15,700 in Travel Revenue
      - $2,400 revenue increase in 2017/18
      - ($7,075.00 in 15/16: $8625.00 to date)
  - Summer WIBA in 2017
    - 5 teams participated (53 participants)
    - 44 Participants in 2016
    - Season begin date pushed back: more participants
    - Revenue increase $5,300.00 for WIBA
  - Fees increase $10 in 2017-2018
    - Returning staff costs
    - Summer WIBA costs
- **Men's Softball**
  - 16" Men's league 16 teams
  - *New Summer 2017
    - Budgeting to host mid-summer tournament
    - Budgeting to add a second day Fall/Summer next season
- **IBSL**
  - 129 Participants
  - 10 teams: 4 Travel Affiliates
  - $5,800.00 In Sponsorship
  - Concessions increase at Softball Complex
    - $268.75 in 16-17 to $1560.10 in 17-18
    - Schedule more games at Complex to showcase Bird Sanctuary and continue to increase concession revenue
  - * New Spring Highlights for IBSL
    - Held IBSL coed indoor practice Sundays
      - January – end of March
      - Made a consistent uniform showcasing ITASCA
- **Soccer**
  - 79 Total Participants (62 Summer 2016)
  - 6 of 9 teams are lower levels (U6/U8)
    - Allowing Gym Space for soccer teams to continue practice
    - Pee Wee Soccer shown increase of participants
  - Challenger Camp

PRESCHOOL/NATURE CENTER



Preschool

- Revenue/salaries were slightly higher for Preschool since we added a PM class.
- Restructured the preschool payment plan but did not raise tuition since we increased it last fiscal year.
- We currently have 133 students enrolled in the 2017-18 Preschool programs. We already have 125 enrolled for the 2018-19 school year.

• Preschool Enrichment and Summer Programs

- We are continuing to offer Preschool and JK Enrichment programs at the Nature center to give patrons an option of additional days.
- We are continuing to offer Summer Tiny Tikes, Preschool and JK programs at the Nature Center.

• Nature Center

- Continued to teach programs for free for all Itasca Schools.
- The Mommy & Me classes have been popular.
- Junior Naturalist program ran smoothly with 21 members. They take part in conservation, recreation and educational activities at the NC through out the year.
- Added new items to the open classroom for the public.
- Worked with Mighty Acorns, SWAP unit, Public Works and JN Club on grounds projects such as buckthorn removal and cleanup from the 2017 summer storm.

• Nature Camps

- Camp prices remained the same this year since they were increased last summer.
  - Young Explorers
  - Wildland Explorers
  - Wacky Art, Science & Engineering Camp – NEW
  - Arts and Crafts in Nature – NEW projects
  - Dr. Seuss Science Camp

FITNESS

Fitness Center

- 3 health fairs were attended in 2017; AIT Logistics, Office Depot Corporate, & The Village of Itasca.
- Free fitness and wellness seminars presented by Itasca Fitness Center provided by : DuPage Medical Group, DoTerra Essential Oils, Integrated Physical Medicine.
- Silver Sneakers revenue continues to grow from year to year. 74 individuals signed up for Silver Sneakers this fiscal year.
- Revenue was lower for Personal Training then budgeted. Bounce back expected for 2018-19.

Group Fitness

- 3 new fitness classes were offered this year: Float and Fit, F.I.I.T., and Seniors in Motion
- Float and Fit had a total of 15 participants between our 4 summer sessions.
- F.I.I.T. was moved from Friday mornings to Thursday evenings.
- Group fitness studio equipped with JBL audio system by Pentegra Systems.

- **2018-19**
  - The Itasca Park District will continue its offsite Group Fitness agreement with Installation Specialist Inc.
  - The agreement calls for 104 classes worth $6,500.00.
  - Four new group fitness classes will be offered beginning this summer: Iron and Oar, Five Station Fitness, Stroller Aerobics, and Pilates.

2018-2019 FY Marketing Budget Highlights

BROCHURE DESIGN, PRINTING & POSTAGE: $45,000







WEBSITE DESIGN IMPROVEMENTS: $5,000

BROCHURE & TRACK ADVERTISING INCOME: $5,000

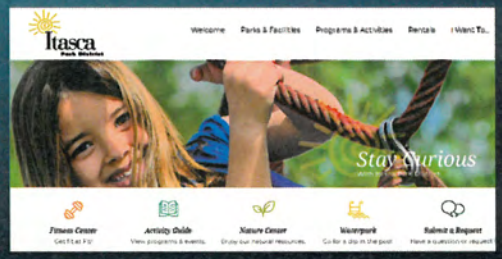

DISTRICT MARKETING: $11,000 COUPONS...









ITASCA & ELK GROVE CHAMBER GUIDES



VARIOUS ADS: Bentley's Menu &

Lake Park H.S., etc.

WATERPARK COMMERCIAL & BRANDED ITEMS



MAJORITY IS FREE ADVERTISING: Website, Facebook, Twitter, Instagram, Online Calendars, Signboards

2018-2019 FY Capital Budget Highlights

- **Capital Projects - $1,252,000**
  - Fitness Equipment - $27K (Rec)
  - Ray Franzen Bird Sanctuary Project - $120,000 (Capital/ADA)
  - Annual Waterpark - $70K (Rec)
  - Waterpark Decking Project - $300K (Corp/Rec)
  - Springbrook Nature Center Project - $370K (Capital)
  - Misc. Parks/Buildings - $50K (Corp)
  - Recreation Center Upgrades - $50K (Corp)
  - Outdoor Recreation Capital - $100K (Rec)
  - Misc. ADA - $60K (ADA)
  - Paving/Lighting - $30K (Paving & Lighting)
  - Parks Vehicles/Equipment/Misc. Capital - $75K (Capital)

2018-2019 FY Fund Overview

FUND OVERVIEW	2018 - 2019 Projected Revenues	2018 - 2019 Projected Expenditures	4/30/19 Projected Fund Balances
Corporate	$ 721,207	$ (1,066,502)	$ 204,449
Recreation	$ 2,090,551	$ (2,065,013)	$ 863,576
Insurance	$ 55,213	$ (64,200)	$ 15,819
Audit	$ 11,733	$ (12,000)	$ 365
SRA	$ 204,053	$ (177,727)	$ 7,681
Paving & Lighting	$ 23,466	$ (30,000)	$ 737
Social Security	$ 109,678	$ (109,678)	$ 14,333
IMRF	$ 122,432	$ (120,000)	$ 36,919
Bond & Interest	$ 868,754	$ (868,754)	$ (1,273)
Museum	$ 36,045	$ (59,600)	$ 60,908
Capital Improvement	$ 521,750	$ (545,000)	$ 1,510,933
Sher Trust	$ -	$ (8,799)	$ -
TOTALS	$ 4,764,882	$ (5,127,273)	$ 2,714,447

Itasca Park District
2018-2019 FY Budget

Questions?



Itasca
Park District

2018-2019 FY Budget
Table of Contents

Budget Message ..... **Section I**

Summary of All Funds ..... **Section II**

Proposed Working Budget Funds

All Funds ..... Section III

Corporate Fund ..... Section IV

Recreation Fund ..... Section V

Recreation for the Handicapped Fund ..... Section VI

Capital Fund ..... Section VII

Museum Fund ..... Section VIII

Social Security ..... Section VIII

Audit Fund ..... Section VIII

Insurance Fund ..... Section VIII

Paving & Lighting Fund ..... Section VIII

IMRF ..... Section VIII

Bond & Interest Fund ..... Section VIII

Scher Trust Fund ..... Section VIII

Itasca
Park District

2018-2019 Budget Message

The 2017-2018 Fiscal Year has been another great year for the District. The combination of an approximate 99% tax collection, continued Village Sponsorship & Partnerships, controlled costs for utilities for the Recreation Center, sponsorships, additional expenditure monitoring and successful programs and services has put the District's fund balances into an extremely healthy situation.

Major highlights throughout the year included, but are not limited to:

- ***2017 Gold Medal Award Recipient**
- ***Schiller Park Playground Replacement Project - inclusive of Artificial Turf**
- ***Recreation Center EIFS Project Completion**
- ***July 2017 Microburst Storm – Waterpark Damage**
- ***Ray Franzen Bird Sanctuary OSLAD Project – Grand Opening May/June 2018**
- *** Projected $918,062 recreation program gross and $420,670 recreation program net.**

The 2018-2019 Fiscal Year Tax Rate (without pool bonds) is .4292, plus .0805 for the pool bonds for a total operating rate of .5097; with a 2017 District increase in assessed evaluation from $472,215,864 to $510,131,709. This operating rate, 2.1 CPI and 8.3% increased EAV will produce a 2.9% or $74,730.87 ($15,167 increase in ADA, an increase of $21,599 in Bonds, and an increase of $37,964.87 amongst the remaining funds) increase in tax dollar revenue to the District for the 2018-2019 Fiscal Year Operating Budget over what was levied for the FY17-18.

Overall, the District's budgeted revenue is comprised of approximately 55% taxes (if one removes the pool bond revenues, this percent decreases to 50% taxes). With this continued effect of the tax cap; program/services fees and charges, grant seeking, sponsorships and cooperative efforts make up the other revenue dollars and are the continued key to the District's future.

Several 2018/2019 challenges which staff will focus much time and effort into include:

- ***LWCF Grant Application for 3.3 acre Benson Park Land Acquisition**
- ***Ray Franzen Bird Sanctuary Project & Dog Park Grand Opening**
- ***Itasca Waterpark Decking Project**
- ***Exterior Lighting Project**
- ***Recreation Center - Preschool Kitchen Renovation**
- ***Nature Center Building – Sign Project Completion & Decision on Phase II**
- ***Revisions/Implementations of District Policies & Procedures**
- ***Revise and further development of the ADA Transition Plan**
- ***Future capital expense planning – waterpark bathhouse, recreation center and maintenance garage parking lot replacements, rec center rooftop unit replacements**

The staff looks forward to the excitement and challenges ahead and of providing another excellent year of services for the District within the next upcoming year!

Itasca Park District
2018-2019 Summary of All Funds

4/19/18

FUND	4/30/17 Audited Fund Balances	Est. 2017 - 2018 Working Budget Projected Fund Balances	4/30/18 Projected Fund Balances	2018 - 2019 Projected Revenues	2018 - 2019 Projected Expenditures	4/30/19 Projected Fund Balances
Corporate	$ 435,084	$ 114,660	$ 549,744	$ 721,207	$ (1,066,502)	$ 204,449
Recreation	$ 796,393	$ 41,645	$ 838,038	$ 2,090,551	$ (2,065,013)	$ 863,576
Insurance	$ 30,720	$ (5,914)	$ 24,806	$ 55,213	$ (64,200)	$ 15,819
Audit	$ (49)	$ 681	$ 632	$ 11,733	$ (12,000)	$ 365
SRA	$ 46,705	$ (65,350)	$ (18,645)	$ 204,053	$ (177,727)	$ 7,681
Paving & Lighting	$ 11,385	$ (4,114)	$ 7,271	$ 23,466	$ (30,000)	$ 737
Social Security	$ 13,734	$ 599	$ 14,333	$ 109,678	$ (109,678)	$ 14,333
IMRF	$ 76,715	$ (42,228)	$ 34,487	$ 122,432	$ (120,000)	$ 36,919
Bond & Interest	$ 1	$ (1,274)	$ (1,273)	$ 868,754	$ (868,754)	$ (1,273)
Museum	$ 73,240	$ 11,223	$ 84,463	$ 36,045	$ (59,600)	$ 60,908
Capital Improvement	$ 2,054,578	$ (520,395)	$ 1,534,183	$ 521,750	$ (545,000)	$ 1,510,933
Sher Trust	$ 8,793	$ 6	$ 8,799	$ -	$ (8,799)	$ -
TOTALS	**$ 3,547,299**	**$ (470,461)**	**$ 3,076,838**	**$ 4,764,882**	**$ (5,127,273)**	**$ 2,714,447**

Itasca Park District
2018-2019 Summary of All Funds - if NO Grant Reimbursement 4/19/18

FUND	4/30/16 Audited Fund Balances	Est. 2016 - 2017 Working Budget Projected Fund Balances	4/30/17 Projected Fund Balances	2017 - 2018 Projected Revenues	2017 - 2018 Projected Expenditures	4/30/18 Projected Fund Balances
Corporate	$ 435,084	$ 114,660	$ 549,744	$ 721,207	$ (1,066,502)	$ 204,449
Recreation	$ 796,393	$ 41,645	$ 838,038	$ 2,090,551	$ (2,065,013)	$ 863,576
Insurance	$ 30,720	$ (5,914)	$ 24,806	$ 55,213	$ (64,200)	$ 15,819
Audit	$ (49)	$ 681	$ 632	$ 11,733	$ (12,000)	$ 365
SRA	$ 46,705	$ (65,350)	$ (18,645)	$ 204,053	$ (177,727)	$ 7,681
Paving & Lighting	$ 11,385	$ (4,114)	$ 7,271	$ 23,466	$ (30,000)	$ 737
Social Security	$ 13,734	$ 599	$ 14,333	$ 109,678	$ (109,678)	$ 14,333
IMRF	$ 76,715	$ (42,228)	$ 34,487	$ 122,432	$ (120,000)	$ 36,919
Bond & Interest	$ 1	$ (1,274)	$ (1,273)	$ 868,754	$ (868,754)	$ (1,273)
Museum	$ 73,240	$ 11,223	$ 84,463	$ 36,045	$ (59,600)	$ 60,908
Capital Improvement	$ 2,054,578	$ (520,395)	$ 1,534,183	$ 186,750	$ (545,000)	$ 1,175,933
Sher Trust	$ 8,793	$ 6	$ 8,799	$ -	$ (8,799)	$ -
TOTALS	$ 3,547,299	$ (470,461)	$ 3,076,838	$ 4,429,882	$ (5,127,273)	$ 2,379,447

*No Grant Reimbursement of the $335,000 SBNC Grant in the Capital Fund. Project expense is $280K.

Itasca Park District
Property Tax Revenue $2,599,904
2018 - 2019 Fiscal Year

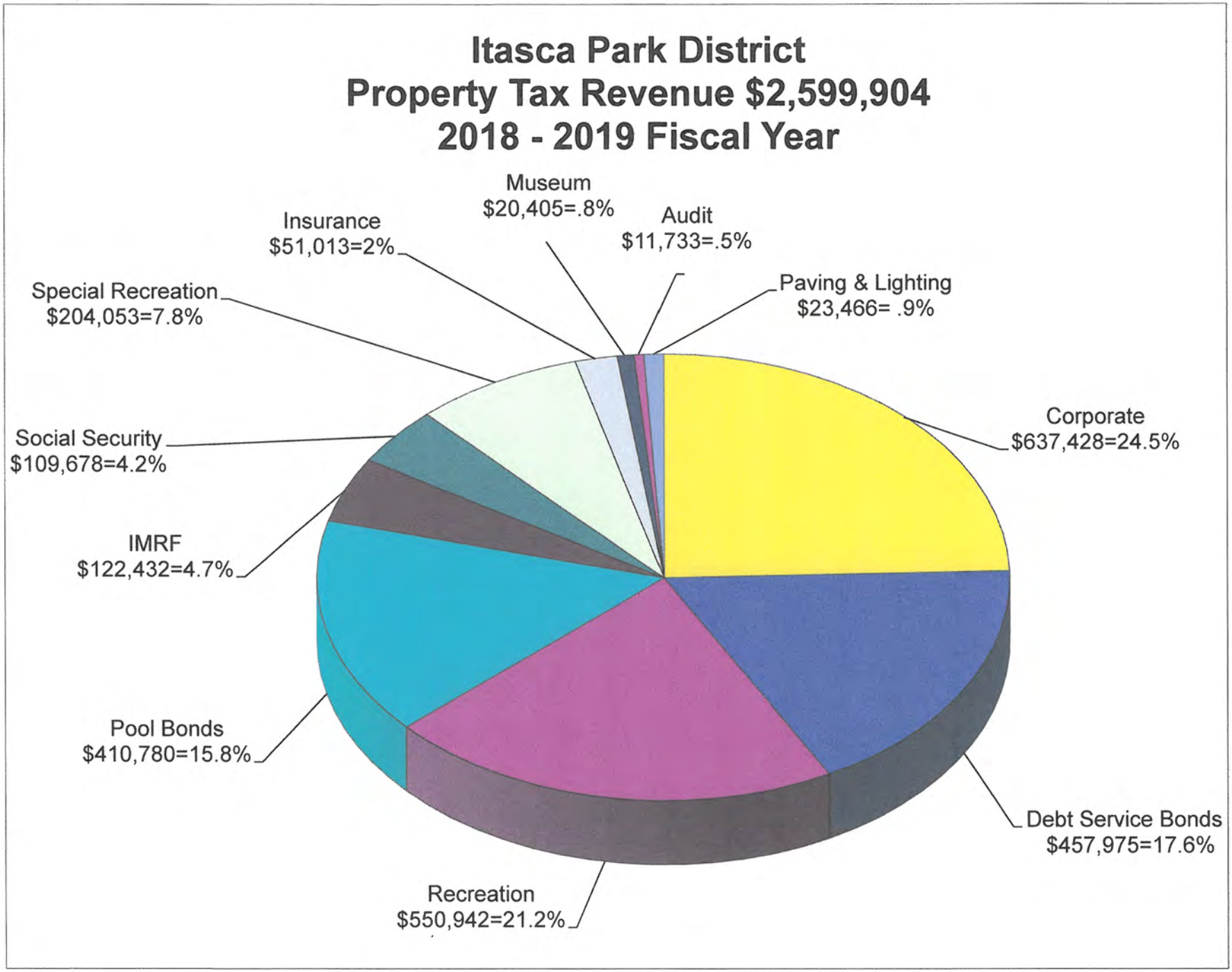

ALL FUNDS
Calculations as of 04/30/2018

GL NUMBER	DESCRIPTION	2015-16 ACTIVITY	2016-17 ACTIVITY	2017-18 AMENDED BUDGET	2017-18 ACTIVITY THRU 04/30/18	2017-18 PROJECTED ACTIVITY	2018-19 SUPERVISOR BUDGET
ESTIMATED REVENUES							
TAX RECEIPTS		2,466,204.51	2,494,889.05	2,545,410.45	2,523,500.05	2,520,837.00	2,619,904.86
INTEREST		5,725.42	9,537.66	2,005.00	26,767.50	29,046.00	2,000.00
MISC INCOME		1,565,883.40	481,492.14	683,833.00	347,876.21	533,316.00	686,529.00
RENTALS		58,550.75	49,230.00	53,730.00	46,635.70	46,630.00	54,600.00
PROGRAM REVENUE		735,930.76	897,439.23	929,671.00	908,569.98	918,062.30	985,499.00
FEES & CHARGES		347,963.78	364,401.07	371,200.00	345,567.16	350,994.00	372,250.00
VENDING/CONCESSIONS		38,753.22	42,541.91	43,100.00	42,192.85	42,534.65	44,100.00
TOTAL ESTIMATED REVENUES		5,219,011.84	4,339,531.06	4,628,949.45	4,241,109.45	4,441,419.95	4,764,882.86

BUDGET REPORT FOR [illegible]SCA PARK DISTRICT

ALL FUNDS
Calculations as of 04/30/2018

GL NUMBER	DESCRIPTION	2015-16 ACTIVITY	2016-17 ACTIVITY	2017-18 AMENDED BUDGET	2017-18 ACTIVITY THRU 04/30/18	2017-18 PROJECTED ACTIVITY	2018-19 SUPERVISOR BUDGET
APPROPRIATIONS							
	SALARIES	1,020,845.87	1,058,823.22	1,148,737.00	1,029,558.26	1,069,392.18	1,161,152.00
	CAPITAL EXPENDITURES	717,872.56	783,683.55	1,788,351.00	1,354,583.43	1,371,677.64	1,075,799.00
	CONTRACTUAL SERVICES	3,156,840.53	1,319,424.34	1,355,125.26	1,266,046.25	1,301,501.00	1,403,589.30
	MISCELLANEOUS EXPENSES	258,947.47	283,443.84	436,350.00	385,701.12	399,427.00	565,728.32
	MATERIALS AND SUPPLIES	90,602.04	83,750.97	107,075.00	96,234.30	104,852.30	126,760.00
	UTILITIES	92,025.49	78,964.15	111,800.00	89,957.83	94,106.00	112,600.00
	PARKS & FACILITY MAINT	71,422.56	72,108.52	101,100.00	65,073.58	73,533.00	101,600.00
	PROGRAM EXPENSE	410,264.32	505,357.26	542,574.73	456,961.49	497,392.12	580,042.02
TOTAL APPROPRIATIONS		5,818,820.84	4,185,555.85	5,591,112.99	4,744,116.26	4,911,881.24	5,127,270.64
ESTIMATED REVENUES - ALL FUNDS		5,219,011.84	4,339,531.06	4,628,949.45	4,241,109.45	4,441,419.95	4,764,882.86
APPROPRIATIONS - ALL FUNDS		5,818,820.84	4,185,555.85	5,591,112.99	4,744,116.26	4,911,881.24	5,127,270.64
NET OF REVENUES/APPROPRIATIONS - ALL FUNDS		(599,809.00)	153,975.21	(962,163.54)	(503,006.81)	(470,461.29)	(362,387.78)
BEGINNING FUND BALANCE - ALL FUNDS		3,993,134.28	3,393,325.28	3,547,300.49	3,547,300.49	3,547,300.49	3,076,839.20
ENDING FUND BALANCE - ALL FUNDS		3,393,325.28	3,547,300.49	2,585,136.95	3,044,293.68	3,076,839.20	2,714,451.42

2018-2019 Fiscal Year Budget
Corporate Fund - Projected Revenue
$721,207

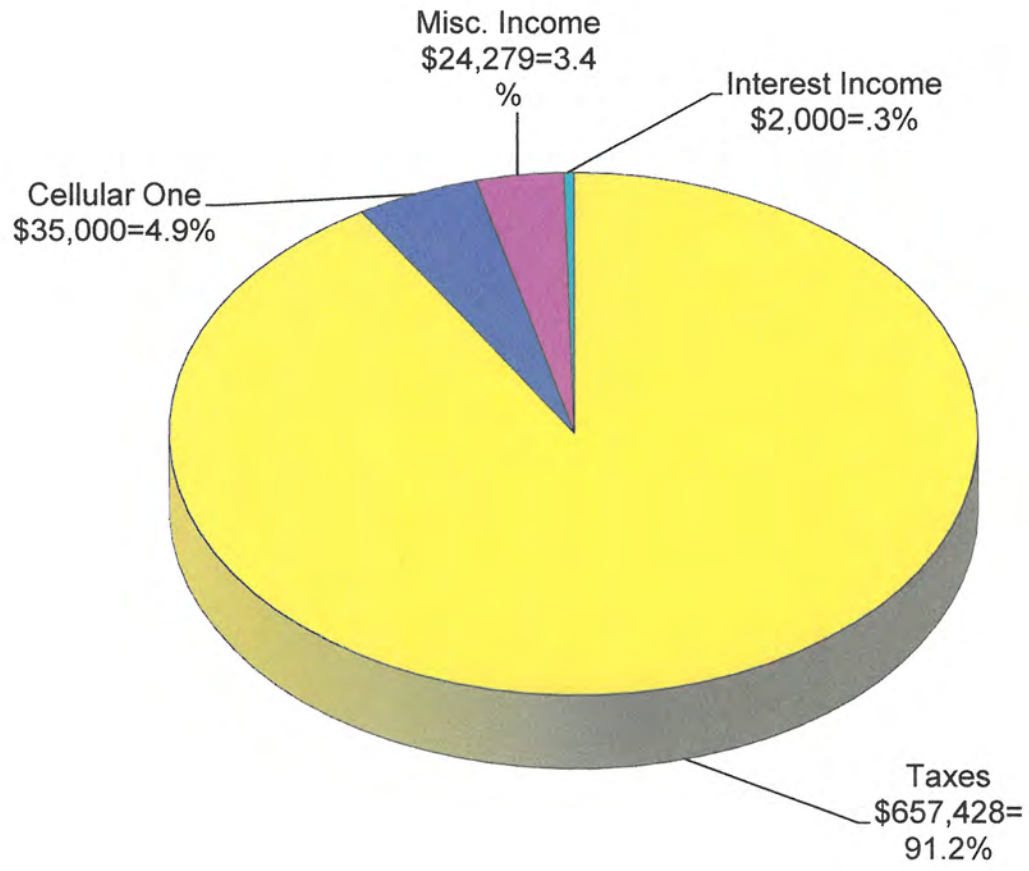

BUDGET REPORT FOR .SCA PARK DISTRICT

Fund: 05 CORPORATE FUND

Calculations as of 04/30/2018

GL NUMBER	DESCRIPTION	2015-16 ACTIVITY	2016-17 ACTIVITY	2017-18 AMENDED BUDGET	2017-18 ACTIVITY THRU 04/30/18	2017-18 PROJECTED ACTIVITY	2018-19 SUPERVISOR BUDGET
ESTIMATED REVENUES							
TAX RECEIPTS							
05-10.00-410100	R/E TAX COLLECTIONS	622,941	602,358	573,742	567,705	567,705	637,428
05-10.00-410300	REPLACEMENT TAX INCOME	28,804	30,257	20,000	24,662	22,000	20,000
TAX RECEIPTS		651,745	632,615	593,742	592,367	589,705	657,428
INTEREST							
05-10.00-430100	INTEREST INCOME	2,384	3,568	2,000	15,348	17,000	2,000
INTEREST		2,384	3,568	2,000	15,348	17,000	2,000
MISC INCOME							
05-10.00-440200	CELL TOWER LEASE INCOME	36,201	34,765	34,000	33,586	35,500	35,000
05-10.00-460100	MISC INCOME	3,040	3,540	3,000	189,209	189,089	3,000
05-10.00-460101	3RD PTY MAINT AGRMT INCOME	9,925	3,090	3,183	3,183	3,183	3,279
05-10.00-460103	EMPLOYEE HEALTH INSURANCE DEDUCTI	4,609	9,257	12,000	9,554	11,000	12,000
05-10.00-460105	MISCELLANEOUS PROFESSIONAL ACTIVI			2,000			2,000
05-10.00-460106	AFFILIATE FIELD MAINTENANCE INCOM	5,025	1,550	3,000	3,700	3,700	4,000
MISC INCOME		58,800	52,202	57,183	239,232	242,472	59,279
RENTALS							
05-10.00-440700	GEN OUTDOOR RENTAL REVENUE	2,133	1,175	1,000	3,050	3,050	2,500
RENTALS		2,133	1,175	1,000	3,050	3,050	2,500
TOTAL ESTIMATED REVENUES		715,062	689,560	653,925	849,997	852,227	721,207

BUDGET REPORT FOR SCA PARK DISTRICT
Fund: 05 CORPORATE FUND
Calculations as of 04/30/2018

GL NUMBER	DESCRIPTION	2015-16 ACTIVITY	2016-17 ACTIVITY	2017-18 AMENDED BUDGET	2017-18 ACTIVITY THRU 04/30/18	2017-18 PROJECTED ACTIVITY	2018-19 SUPERVISOR BUDGET
APPROPRIATIONS							
SALARIES							
05-10.00-510302	STORM WAGES				2,947	2,948	
05-10.00-510400	SECRETARIAL SALARIES F/T	48,315	49,152	50,750	48,884	50,800	53,000
05-10.00-510410	SECRETARIAL WAGES - P/T	26,999	27,640	33,552	26,025	28,500	33,552
05-10.00-510500	ADMINISTRATIVE SALARIES F/T	103,500	107,320	114,400	108,597	113,000	120,000
05-20.00-510100	MAINTENANCE SALARIES F/T	135,545	159,320	166,000	125,640	130,500	170,000
05-20.00-510300	BLDG/POOL MAINTENANCE WAGES P/T	28,965	17,943	25,000	33,678	35,000	12,500
SALARIES		343,324	361,375	389,702	345,771	360,748	389,052
CAPITAL EXPENDITURES							
05-10.00-512900	PROJECT SALARY/WAGES						
05-10.00-512900-WSHDRAIN	PROJECT SALARY/WAGES						
05-10.00-521499	PROJECT-TOTAL EXPENSE						
05-10.00-521499-FRANZEN1	PROJECT-TOTAL EXPENSE	26,340					
05-10.00-521499-WSHDRAIN	PROJECT-TOTAL EXPENSE						
05-10.00-521500	ARCHITECT/ENGINEERING PROJECT EXP						
05-10.00-521500-WSHDRAIN	ARCHITECT/ENGINEERING PROJECT EXP	3,443					
05-10.00-521501-WSHDRAIN	MISC CAPITAL PROJECT EXPENSES						
05-10.00-521700	CONSTRUCTION MANAGEMENT PROJECT E						
05-10.00-521700-WSHDRAIN	CONSTRUCTION MANAGEMENT PROJECT E	9,790					
05-10.00-521800	CONTRACTOR PROJECT PAYOUTS						
05-10.00-521800-WSHDRAIN	CONTRACTOR PROJECT PAYOUTS	81,953					
05-10.00-530400	PROJECT EQUIPMENT/SUPPLIES EXPENS						
05-10.00-530400-WSHDRAIN	PROJECT EQUIPMENT/SUPPLIES EXPENS						
05-20.00-570206	FACILITY/PARKS MISC CAPITAL	31,769	8,761	50,000	35,813	40,000	50,000
05-20.00-570206-FXASSETS	FACILITY/PARKS MISC CAPITAL		3,184				
05-20.00-570302	VEHICLE/EQUIP CAPITAL PURCHASES	76,142					
05-20.00-570302-FXASSETS	VEHICLE/EQUIP CAPITAL PURCHASES						
CAPITAL EXPENDITURES		229,437	11,945	50,000	35,813	40,000	50,000
CONTRACTUAL SERVICES							
05-10.00-520100	ACCOUNTING/PAYROLL SERVICES	10,741	12,106	17,000	12,976	15,000	17,000
05-10.00-520200	LEGAL SERVICES	5,171	10,365	12,000	5,864	6,500	12,000
05-10.00-520300	LEGAL/EMPLOYMENT ADS	2,254	1,625	2,000	1,396	2,000	2,000
05-10.00-520500	PRINTING AND POSTAGE	9,094	9,319	11,000	4,377	4,500	11,000
05-10.00-520800	PROFESSIONAL DUES/FEES	10,330	10,789	11,500	10,529	11,000	11,500
05-10.00-520901	SUBSCRIPTIONS/FEES	756	673	800	819	820	800
05-10.00-520902	HEALTH INSURANCE EXPENSE	21,770	40,864	60,000	50,953	55,000	60,000
05-10.00-520904	EAP/LIFE INSURANCE EXPENSE				420	450	450
05-10.00-521900	NETWORK LICENSES & SUPPORT	19,043	11,829	25,000	21,878	22,500	new 32,000
05-20.00-520350	MOWING/LANDSCAPE SERVICES						20,000
CONTRACTUAL SERVICES		79,159	97,570	139,300	109,212	117,770	166,750
MISCELLANEOUS EXPENSES							Storm
05-10.00-520302	STORM EXPENSES				26,771	26,771	200,000
05-10.00-520400	MISCELLANEOUS EXPENSES	731	(62)	1,000	239	8	1,000
05-10.00-520600	CONFERENCE, SEMINARS & TRAINING	21,111	21,839	22,000	21,423	21,800	22,000
05-10.00-520700	EDUCATIONAL ADVANCEMENT	113	1,299	3,000	341	350	3,000
05-10.00-521901	MISCELLANEOUS DISTRICT PROJECTS	30,984	37,290	30,000	19,003	20,000	30,000
05-10.00-522900	MISC RENTAL EXPENSES	640	360	500	378	500	500
05-10.00-560100	SPECIAL EVENTS-BOARD	4,971	4,784	5,000	3,143	3,143	5,000
05-10.00-560105	MISCELLANEOUS PROFESSIONAL ACTIVI		112	2,000			2,000
05-10.00-560200	MISCELLANEOUS BUSINESS MEETING EX	2,325	1,200	1,500	341	500	1,500
05-10.00-560201	TRANSFER TO CAPITAL FUNDS						
05-10.00-560302	IMRF ADDITIONAL LIABILITY PAYMENT						

PT Year Round

BUDGET REPORT FOR SCA PARK DISTRICT
Fund: 05 CORPORATE FUND
Calculations as of 04/30/2018

GL NUMBER	DESCRIPTION	2015-16 ACTIVITY	2016-17 ACTIVITY	2017-18 AMENDED BUDGET	2017-18 ACTIVITY THRU 04/30/18	2017-18 PROJECTED ACTIVITY	2018-19 SUPERVISOR BUDGET
APPROPRIATIONS							
MISCELLANEOUS EXPENSES							
MISCELLANEOUS EXPENSES		60,875	66,822	65,000	71,639	73,072	265,000
MATERIALS AND SUPPLIES							
05-10.00-530100	OFFICE EQUIP & SUPPLIES	17,239	16,925	18,000	15,981	17,000	18,000
05-10.00-531300	TECHNOLOGY/COMPUTERS	9,505	4,411	20,000	13,095	20,200	35,000
05-10.00-531300-FXASSETS	TECHNOLOGY/COMPUTERS	5,425	4,095		588	588	
05-20.00-530300	STAFF UNIFORMS	490	482	500			500
05-40.00-530200	JANITORIAL/CLEANING SUPPLIES	5,704	4,771	7,000	6,955	7,000	7,000
MATERIALS AND SUPPLIES		38,363	30,684	45,500	36,619	44,788	60,500
UTILITIES							
05-20.00-540100	NATURAL GAS	2,175	2,466	3,000	2,694	2,800	3,000
05-20.00-540200	ELECTRIC	1,978	2,471	2,700	2,328	2,300	3,000
05-20.00-540300	WATER	15,078	2,753	3,000	620	556	3,000
05-20.00-540302	WATER-GARDEN PLOTS		408	600			600
05-20.00-540400	TELEPHONE/INTERNET	1,263	1,326	1,600	1,371	1,500	2,000
05-40.00-540100	NATURAL GAS	4,941	6,523	7,000	6,257	7,000	7,000
05-40.00-540200	ELECTRIC	672	501	1,000	520	500	1,000
05-40.00-540300	WATER	7,505	6,619	8,000	5,933	7,000	8,000
05-40.00-540400	TELEPHONE/INTERNET	7,583	8,945	10,000	8,987	9,100	10,000
UTILITIES		41,195	32,012	36,900	28,710	30,756	37,600
PARKS & FACILITY MAINT							
05-20.00-570100	BLDG REPAIRS & MAINTENANCE	3,445	3,435	5,000	5,187	5,188	5,000
05-20.00-570102	SECURITY/ALARM SYSTEM SERVICE	2,012	1,793	2,000	1,506	2,000	2,500
05-20.00-570200	GROUNDS MAINTENANCE	13,004	12,391	14,000	11,455	12,000	14,000
05-20.00-570202	ATHLETIC FIELD MAINTENANCE	11,800	8,221	12,000	6,135	6,263	12,000
05-20.00-570301	VEHICLE MAINTENANCE	3,043	8,238	12,000	4,609	6,000	12,000
05-20.00-570303	PARKS EQUIPMENT MAINTENANCE	4,669	2,122	5,000	1,744	2,000	5,000
05-20.00-570400	LANDSCAPING EXPENSES	6,974	5,142	10,000	6,696	8,000	10,000
05-20.00-570700	FUEL/OIL	5,920	7,189	10,000	6,284	8,000	10,000
05-40.00-570100	BLDG REPAIRS & MAINTENANCE	9,554	12,366	13,000	11,812	11,812	13,000
05-40.00-570102	SECURITY/ALARM SYSTEM SERVICE	4,211	4,479	5,000	3,703	5,000	5,000
05-40.00-570103	ELEVATOR MAINTENANCE	2,242	1,257	2,500	1,369	1,370	2,500
05-40.00-570104	PEST CONTROL	1,543	1,566	1,600	1,457	1,600	1,600
05-40.00-570500	BUILDING IMPROVEMENTS	565		5,000	1,082	1,200	5,000
PARKS & FACILITY MAINT		68,982	68,199	97,100	63,039	70,433	97,600
TOTAL APPROPRIATIONS		861,335	668,607	823,502	690,803	737,567	1,066,502
NET OF REVENUES/APPROPRIATIONS - FUND 05		(146,273)	20,953	(169,577)	159,194	114,660	(345,295)
	BEGINNING FUND BALANCE	560,401	414,131	435,084	435,084	435,084	549,744
	ENDING FUND BALANCE	414,128	435,084	265,507	594,278	549,744	204,449

18/19 Fall / Winter / Spring Front Desk Hours

	Sunday	Monday	Tuesday	Wednesday	Thursday	Friday	Saturday
8:00 AM		0.5	0.5	0.5	0.5	0.5	
8:30 AM		0.5	0.5	0.5	0.5	0.5	
9:00 AM	0.5	0.5	0.5	0.5	0.5	0.5	
9:30 AM	0.5	0.5	0.5	0.5	0.5	0.5	0.5
10:00 AM	0.5	0.5	0.5	0.5	0.5	0.5	0.5
10:30 AM	0.5	0.5	0.5	0.5	0.5	0.5	0.5
11:00 AM	0.5	0.5	0.5	0.5	0.5	0.5	0.5
11:30 AM	0.5	0.5	0.5	0.5	0.5	0.5	0.5
12:00 PM	0.5	0.5	0.5	0.5	0.5	0.5	0.5
12:30 PM	0.5	0.5	0.5	0.5	0.5	0.5	0.5
1:00 PM	0.5	0.5	0.5	0.5	0.5	0.5	0.5
1:30 PM	0.5	0.5	0.5	0.5	0.5	0.5	0.5
2:00 PM	0.5	0.5	0.5	0.5	0.5	0.5	0.5
2:30 PM	0.5	0.5	0.5	0.5	0.5	0.5	0.5
3:00 PM	0.5	0.5	0.5	0.5	0.5	0.5	0.5
3:30 PM	0.5	0.5	0.5	0.5	0.5	0.5	0.5
4:00 PM			0.5		0.5		0.5
4:30 PM			0.5		0.5		0.5
5:00 PM			0.5		0.5		0.5
5:30 PM			0.5		0.5		
6:00 PM			0.5		0.5		
6:30 PM			0.5		0.5		
7:00 PM			0.5		0.5		
7:30 PM			0.5		0.5		
8:00 PM			0.5		0.5		
8:30 PM			0.5		0.5		
9:00 PM			0.5		0.5		
9:30 PM			0.5		0.5		
Total Hours	7	8	7.5	8	7.5	8	7.5	8	7.5	8	6.5	8	91.5

Jen — Full Time
PT Staff — $10.85
Closed

Hrs/Wk	Sal/Wk	#Weeks	Total	Fica	Total
51.5	$558.78	38	$21,234	$1,528.82	$22,762.46

Total F/W/S
$22,762.46

18/19 Summer Front Desk Hours

	Sunday	Monday		Tuesday		Wednesday		Thursday		Friday		Saturday
8:00 AM		0.5		0.5		0.5		0.5		0.5		
8:30 AM		0.5		0.5		0.5		0.5		0.5		
9:00 AM	0.5	0.5		0.5		0.5		0.5		0.5		0.5
9:30 AM	0.5	0.5		0.5		0.5		0.5		0.5		0.5
10:00 AM	0.5	0.5		0.5		0.5		0.5		0.5		0.5
10:30 AM	0.5	0.5		0.5		0.5		0.5		0.5		0.5
11:00 AM	0.5	0.5		0.5		0.5		0.5		0.5		0.5
11:30 AM	0.5	0.5		0.5		0.5		0.5		0.5		0.5
12:00 PM	0.5	0.5	0.5	0.5	0.5	0.5	0.5	0.5	0.5	0.5	0.5	0.5
12:30 PM	0.5	0.5	0.5	0.5	0.5	0.5	0.5	0.5	0.5	0.5	0.5	0.5
1:00 PM	0.5	0.5		0.5		0.5		0.5		0.5		0.5
1:30 PM	0.5	0.5		0.5		0.5		0.5		0.5		0.5
2:00 PM	0.5	0.5		0.5		0.5		0.5		0.5		0.5
2:30 PM	0.5	0.5		0.5		0.5		0.5		0.5		0.5
3:00 PM	0.5	0.5		0.5		0.5		0.5		0.5		0.5
3:30 PM	0.5	0.5	0.5	0.5	0.5	0.5	0.5	0.5	0.5	0.5	0.5	0.5
4:00 PM			0.5		0.5		0.5		0.5		0.5	0.5
4:30 PM			0.5		0.5		0.5		0.5		0.5	0.5
5:00 PM			0.5		0.5		0.5		0.5		0.5	
5:30 PM			0.5		0.5		0.5		0.5		0.5	
6:00 PM			0.5		0.5		0.5		0.5		0.5	
6:30 PM			0.5		0.5		0.5		0.5		0.5	
7:00 PM			0.5		0.5		0.5		0.5		0.5	
7:30 PM			0.5		0.5		0.5		0.5		0.5	
8:00 PM			0.5		0.5		0.5		0.5		0.5	
8:30 PM			0.5		0.5		0.5		0.5		0.5	
Total Hours	7	8	6.5	8	6.5	8	6.5	8	6.5	8	6.5	8

Jen Full Time
PT Staff $10.85
Closed

Total Coverage hours
87.5

	Sal/Wk		#Weeks		Total	Fica	Total
47.5	$515	Week	14	Weeks	$7,215	$519.50	$7,734.75

Total Summer
$7,734.75

18/19Total Part Time Staff

Fall/Winter/Spring	$22,762.00		Jen	Full Time
Summer	$7,734.75		PT Sttaff	$11.00
PT Coverage	$30,496.75			

Jen Vacation = 4 Weeks	
Coverage	$1,736.00

Added Hours

Misc Coverage/Training	120	
Total Added Hours	120	$1,320.00

PT Coverage	$30,496.75
Jen Vacation Cover	$1,736.00
Added Hours	$1,320.00
Total Part Time Staff	$33,552.75

2018-2019 Fiscal Year Budget
Recreation Fund - Projected Revenue
$2,090,551

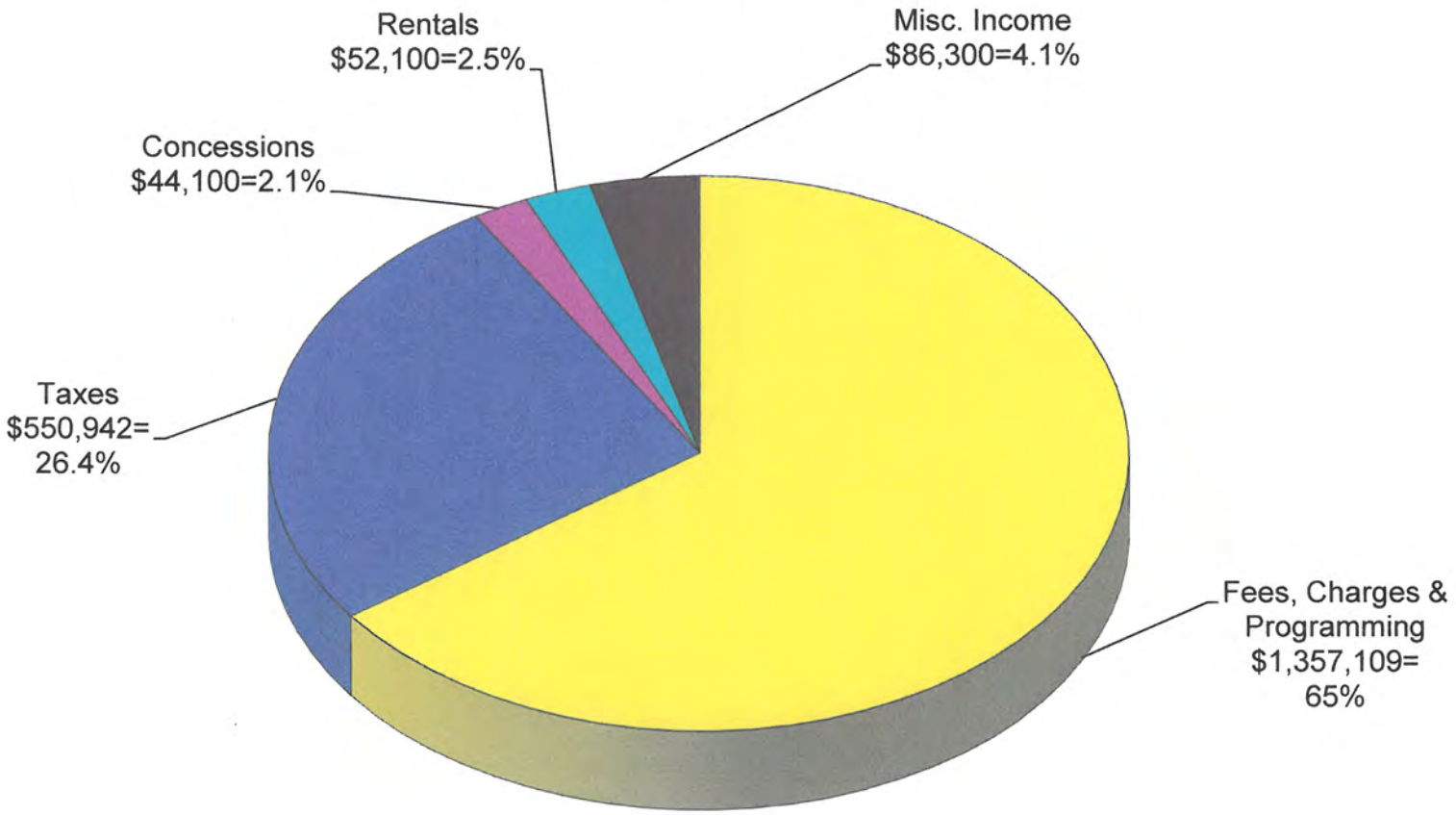

BUDGET REPORT FOR SCA PARK DISTRICT
Fund: 06 RECREATION FUND
Calculations as of 04/30/2018

GL NUMBER	DESCRIPTION	2015-16 ACTIVITY	2016-17 ACTIVITY	2017-18 AMENDED BUDGET	2017-18 ACTIVITY THRU 04/30/18	2017-18 PROJECTED ACTIVITY	2018-19 SUPERVISOR BUDGET
ESTIMATED REVENUES							
TAX RECEIPTS							
06-10.00-410100	R/E TAX COLLECTIONS	526,627	530,817	577,520	571,443	571,443	550,942
TAX RECEIPTS		526,627	530,817	577,520	571,443	571,443	550,942
MISC INCOME							
06-10.00-410400	NSF FEES COLLECTED	6,200	3,400	4,000	5,675	5,675	4,500
06-10.00-420500	BROCHURE AD INCOME	4,595	4,887	500	439	439	500
06-10.00-460100	MISC INCOME						
06-10.00-460102	GIFT CERTIFICATE INCOME	14,949	22,460	23,000	19,550	20,000	23,000
06-10.00-460103	EMPLOYEE HEALTH INSURANCE DEDUCTI	1,435	500	400	570	570	400
06-10.00-460111	GIVING TREE	36,400	36,400	36,400	36,400	36,400	36,400
06-10.00-460200	VILLAGE FACILITY OPERATIONS SPONS	5,362	6,890	5,400	4,952	4,952	5,500
06-50.00-421350	POOL LICENSE AND APPAREL COLLECTI			250			250
06-50.00-421355	ADOPT A BRICK REVENUE	210	500	750	1,110	1,110	750
06-60.13-421900	HEALTH FAIR SPONSORSHIP	15,000	15,000	15,000	15,000	15,000	15,000
06-80.14-460200	VILLAGE FACILITY OPERATIONS SPONS	500	59		36	36	
06-80.14-461400	DONATIONS						
MISC INCOME		84,651	90,096	85,700	83,732	84,182	86,300
RENTALS							
06-30.06-440300	GARDEN PLOT RENTAL REVENUE	270	315	340	410	410	410
06-40.00-440600	REC CTR RENTAL REVENUE	41,414	38,280	41,000	31,004	31,000	40,000
06-50.00-421200	POOL RENTAL REVENUE	6,973	6,507	6,200	9,003	9,003	8,000
06-60.13-450200	LOCKER RENTAL REVENUE	670	875	1,000	808	800	500
06-80.14-440400	NATURE CTR RENTAL REVENUE	2,800	1,455	1,690	1,594	1,600	1,690
06-90.03-440500	S/B COMPLEX RENTAL REVENUE	4,292	623	2,500	768	768	1,500
RENTALS		56,419	48,055	52,730	43,587	43,581	52,100
PROGRAM REVENUE							
06-30.01-491019	PRESCHOOL FIELD TRIP COLLECTIONS		1,563	1,125	506	505	1,125
06-30.01-491020	PRESCHOOL-ENROLLMENT REVENUE	41,790	34,159	42,921	51,705	51,583	51,084
06-30.01-491021	TINY TIKES ENROLLMENT REVENUE	29,925	35,949	41,915	43,961	43,961	43,490
06-30.01-491022	JR KINDERGARTEN ENROLLMENT REVENU	31,855	55,481	45,378	48,427	48,591	45,594
06-30.01-491023	JR KINDERGARTEN FIELD TRIP COLLEC		1,680	1,125	506	505	1,125
06-30.02-491025	LIL LEARNERS CAMP ENROLLMENT REVE	2,510	2,550	2,560	2,430	2,430	2,560
06-30.02-491030	CAMP BUTTERFLIES REVENUE	15,055	17,195	16,256	21,188	21,188	23,194
06-30.02-491031	CAMP CATERPILLARS ENROLLMENT REVE	3,668	3,978	3,900	4,764	4,764	5,720
06-30.02-491036	MISC PRESCHOOL CLASS-ENROLL REVEN	1,886	1,255	4,488	3,375	4,000	4,250
06-30.02-491037	LUNCH BOX BUNCH REVENUE						
06-30.03-491017	IBSL TOURNAMENT REVENUE		24,884	22,000	24,859	24,859	20,000
06-30.03-491026	IBSL REVENUE	200	5,500	5,800	5,800	5,500	5,500
06-30.03-491027	IBSL SPONSORSHIPS	2,157	1,923	2,000	3,169	3,169	2,200
06-30.03-491028	PEE WEE SOCCER REVENUE	3,040	3,472	3,700	4,653	4,653	4,200
06-30.03-491029	PEE WEE T-BALL REVENUE	4,472	3,945	4,200	3,645	3,645	3,800
06-30.03-491035	LITTLE HOOPS REVENUE			4,000			5,500
06-30.03-491102	BASKETBALL LEAGUE REVENUE	27,033	32,524	36,000	32,989	32,999	35,000
06-30.03-491103	WIBA REVENUE	7,075	13,325	11,700	15,700	15,700	14,000
06-30.03-491104	TRAVEL WIBA REVENUE		290	820	375	375	820
06-30.03-491105	GOLF REVENUE	6,503	4,901	5,580	7,061	7,061	7,000
06-30.03-491110	SOCCER REVENUE	5,911	4,926	6,050	3,879	3,900	5,000
06-30.03-491117	MARTIAL ARTS						
06-30.03-491122	ADULT VOLLEYBALL LEAGUE REVENUE	16,529	15,734	16,285	19,863	20,000	19,000
06-30.03-491127	MISC YOUTH SPORTS REVENUE	3,142	1,357	2,270	1,791	1,800	1,800
06-30.03-491128	SOCCER UNIFORM REVENUE	966	2,128	2,200	1,761	1,761	2,200
06-30.03-491133	U-6 SOCCER REVENUE						

BUDGET REPORT FOR SCA PARK DISTRICT
Fund: 06 RECREATION FUND
Calculations as of 04/30/2018

GL NUMBER	DESCRIPTION	2015-16 ACTIVITY	2016-17 ACTIVITY	2017-18 AMENDED BUDGET	2017-18 ACTIVITY THRU 04/30/18	2017-18 PROJECTED ACTIVITY	2018-19 SUPERVISOR BUDGET
ESTIMATED REVENUES							
PROGRAM REVENUE							
06-30.05-491250	DANCE CLASS REVENUE	46,804	57,273	55,319	60,965	61,500	62,378
06-30.05-491251	DANCE TEAM ENROLLMENT REVENUE	18,842	18,175	18,852	20,124	20,500	21,350
06-30.05-491252	DANCE TEAM SPONSORSHIP REVENUE		3,265	2,000	1,600	1,600	2,000
06-30.05-491253	DANCE TEAM COSTUME COLLECTIONS	8,638	6,347	6,900	8,912	8,912	9,900
06-30.05-491254	DANCE CLASS COSTUME COLLECTIONS	7,014	6,995	7,800	8,196	8,196	8,540
06-30.05-491257	DANCE RECITAL-TICKETS	6,115	6,140	6,190	7,276	7,276	6,190
06-30.05-491258	DANCE TEAM COMPETITION REVENUE	23,148	20,342	26,700	30,425	31,900	32,700
06-30.06-491280	KIDS KLUB REVENUE	8,203	8,615	8,650	9,568	12,500	10,000
06-30.06-491291	BIRTHDAY PARTY REVENUE	4,550	5,909	5,180	6,134	6,200	5,200
06-30.07-491307	MISC YOUTH CLASS REVENUE	7,177	5,682	2,513	1,662	1,662	11,130
06-30.07-491650	OUT OF DISTRICT SCHOOL PROG REVEN		6,790	6,000	1,980	1,980	2,500
06-30.08-491350	CAMP ADVENTURE REVENUE	50,931	59,823	61,260	79,998	79,998	81,300
06-30.08-491351	WINTER BREAK CAMP REVENUE			1,180	1,419	1,500	1,980
06-30.09-491382	MISC ADULT CLASS REVENUE			30,824	20,642	20,657	12,970
06-30.10-491408	ADULT TRIP REVENUE	480	3,745	3,600	2,006	2,006	3,600
06-30.11-491700	SENIOR CLUB REGISTRATION		29,165	3,500	3,500	3,500	3,500
06-30.12-491500	HALLOWEEN EVENT REVENUE	3,664	3,500	800	1,000	1,000	1,000
06-30.12-491502	SANTAS WORKSHOP REVENUE	668	1,000	1,520	572	556	520
06-30.12-491505	BUNNY EVENT REVENUE	344	184	6,000	6,000	6,000	6,000
06-30.12-491506	SUMMER CONCERT REVENUE	6,000	6,000	1,500	1,125	1,205	1,250
06-30.12-491507	MISC SPECIAL EVENT REVENUE	615	365				
06-30.12-491508	NATIONAL NIGHT OUT						
06-30.12-491509	MEMORIAL DAY PARADE REVENUE	9,197	10,198	10,225	10,250	10,235	10,225
06-30.12-491510	POLAR EXPRESS REVENUE	8,000	10,239	10,000	9,988	10,000	10,000
06-30.12-491511	3-ON-3 BBALL REVENUE	3,575	6,360	5,750	6,150	6,150	6,000
06-30.12-491512	OKTOBERFEST REVENUE	1,049	1,309	800	1,311	1,312	1,000
06-30.15-491680	TEEN DANCE-REVENUE	4,841	6,772	5,390	4,774	5,074	5,165
06-30.15-491683	MISC TEEN TRIP REVENUE			2,200	787	787	2,600
06-30.15-491684	TEEN TRAVEL CAMP REVENUE	14,065	14,375	15,150	14,068	14,375	16,785
06-30.16-491106	RECREATIONAL GYMNASTICS REVENUE	18,187	13,354	17,000	13,794	14,000	15,000
06-30.16-491118	COMP GYMNASTICS FUNDRAISING INCOM	6,826	5,162	6,250	5,649	6,000	6,250
06-30.16-491120	COMP GYMNASTICS HOME MEET REVENUE	19,067	59,447	22,000	29,012	29,012	28,500
06-30.16-491121	COMP GYM AWAY MEET FEE COLLECTION	4,814	5,140	8,460	7,030	7,500	8,000
06-30.16-491135	PRE-SCHOOL GYMNASTIC REVENUE	10,953	10,660	13,000	11,970	12,000	13,000
06-30.16-491136	COMPETITIVE GYMNASTICS REVENUE	65,344	71,494	71,000	57,176	57,500	63,000
06-30.16-491137	COMP GYMNASTICS APPAREL COLLECTIO	3,070	4,071	4,720	2,590	2,590	4,000
06-50.00-491603	SWIM LESSON REVENUE	21,073	18,112	19,250	16,757	16,757	18,500
06-50.00-491604	SWIM TEAM REVENUE	25,350	25,420	26,500	24,206	24,206	26,250
06-50.00-491605	DIVE TEAM REVENUE	400	800	1,200	1,904	1,904	1,900
06-50.00-491606	POOL PROGRAM REVENUE	975	752	1,020	224	224	1,000
06-50.00-491607	BIRTHDAY PARTY REVENUE	7,902	11,943	9,500	11,106	11,106	9,500
06-50.00-491608	SURF & TURF REVENUE	4,435	3,944	5,120	4,980	4,980	5,220
06-50.00-491610	H2O-NITES SPONSORSHIP	4,800	4,800	4,800	4,800	4,800	4,800
06-60.04-491200	AEROBICS REVENUE	18,728	19,919	23,500	16,477	16,500	24,500
06-60.04-491201	DAILY FEE AEROBICS REVENUE	2,926	2,845	3,000	1,359	1,500	2,500
06-60.04-491204	REGISTRATION AEROBIC CLASS REVENU	15,404	11,130	13,500	8,427	9,500	17,000
06-60.04-491205	CORPORATE FITNESS			6,500	6,500	6,500	6,500
06-80.14-491650	OUT OF DISTRICT SCHOOL PROG REVEN		768	950	330	330	950
06-80.14-491651	NATURE DAY CAMP REVENUE	22,267	18,977	23,070	14,461	14,461	17,866
06-80.14-491652	NC MISC PROG REVENUE	19,903	20,605	7,647	8,343	8,250	7,877
06-80.14-491653	NC/VILL CO-OP JR NAT PROGRAM	5,000	5,000	5,000	5,105	5,105	5,000
06-80.14-491654	NC SUMMER TINY TIKES			960	1,140	1,140	1,200
06-80.14-491655	NC SUMMER PRESCHOOL			1,920	2,528	2,528	2,400
06-80.14-491656	NC SUMMER JR KINDERGARTEN			2,160	900	900	2,160

BUDGET REPORT FOR SCA PARK DISTRICT
Fund: 06 RECREATION FUND
Calculations as of 04/30/2018

GL NUMBER	DESCRIPTION	2015-16 ACTIVITY	2016-17 ACTIVITY	2017-18 AMENDED BUDGET	2017-18 ACTIVITY THRU 04/30/18	2017-18 PROJECTED ACTIVITY	2018-19 SUPERVISOR BUDGET
ESTIMATED REVENUES							
PROGRAM REVENUE							
06-80.14-491657	NC JK ENRICHMENT PROGRAM			5,964	7,124	7,300	12,666
06-80.14-491658	NC P/S ENRICHMENT PROGRAM			7,854	5,980	6,057	13,175
06-90.03-491111	SOFTBALL- COED LEAGUE REVENUE			2,800			2,400
06-90.03-491112	SOFTBALL- MEN'S 16" LEAGUE REVENU	13,210	15,500	19,100	15,700	15,700	16,700
06-90.03-491113	SOFTBALL- MEN'S 12" LEAGUE REVENU	7,610	(100)	7,100	100	100	7,100
PROGRAM REVENUE		735,881	897,030	928,921	908,511	917,980	984,859
FEES & CHARGES							
06-40.00-420300	OPEN GYM REVENUE	11,403	9,708	11,500	10,056	9,800	11,500
06-50.00-420600	SEASON POOL PASS REVENUE	63,120	67,625	70,000	76,400	76,400	78,000
06-50.00-420601	POOL DAILY GROUP OUTING REVENUE	4,249	5,317	4,500	4,112	4,112	4,500
06-50.00-420700	POOL DAILY ADMISSION REVENUE	105,245	113,276	100,000	99,432	99,432	100,000
06-60.13-420100	FITNESS PASS REVENUE	131,998	130,708	145,000	122,261	125,000	140,000
06-60.13-420105	SILVER SNEAKERS REVENUE	2,971	7,249	9,000	7,181	7,500	8,000
06-60.13-420200	DAILY FITNESS PASS REVENUE	2,884	3,905	3,000	1,874	2,000	2,000
06-60.13-420201	FITNESS PRO-SHOP REVENUE	752					
06-60.13-421400	FITNESS ASSESSMENT REVENUE			50			50
06-60.13-421500	PERSONAL TRAINING REVENUE	25,262	26,494	28,000	24,041	26,500	28,000
06-60.13-421700	TEEN FITNESS REVENUE	80	120	150	210	250	200
FEES & CHARGES		347,964	364,402	371,200	345,567	350,994	372,250
VENDING/CONCESSIONS							
06-40.00-450100	VENDING REVENUE	5,342	6,229	6,500	6,174	6,500	7,000
06-40.00-450700	CONCESSION REVENUE	568	1,872	1,000	833	850	1,000
06-50.00-450100	VENDING REVENUE	477	1,771	1,500	1,026	1,026	1,500
06-50.00-450700	CONCESSION REVENUE	31,466	32,345	33,000	32,595	32,595	33,000
06-90.03-450100	VENDING REVENUE	50	56	250			100
06-90.03-450700	CONCESSION REVENUE	851	270	850	1,564	1,564	1,500
VENDING/CONCESSIONS		38,754	42,543	43,100	42,192	42,535	44,100
TOTAL ESTIMATED REVENUES		1,790,296	1,972,943	2,059,171	1,995,032	2,010,715	2,090,551

BUDGET REPORT FOR ICA PARK DISTRICT

Fund: 06 RECREATION FUND

Calculations as of 04/30/2018

GL NUMBER	DESCRIPTION	2015-16 ACTIVITY	2016-17 ACTIVITY	2017-18 AMENDED BUDGET	2017-18 ACTIVITY THRU 04/30/18	2017-18 PROJECTED ACTIVITY	2018-19 SUPERVISOR BUDGET
APPROPRIATIONS							
SALARIES							
06-10.00-510100	MAINTENANCE SALARIES F/T						12,500
06-10.00-510300	BLDG/POOL MAINTENANCE WAGES P/T	7,313	4,715	12,000	2,640	2,750	260,000
06-10.00-510500	ADMINISTRATIVE SALARIES F/T	228,617	235,297	250,600	239,026	248,600	225,000
06-10.00-510600	REC DEPT SALARIES F/T	206,212	213,290	223,600	207,359	215,000	5,000
06-10.00-510701	INTERNSHIP WAGES	806	3,960	5,000			30,000
06-10.00-510704	SPECIAL PROJ/FIN ASST WAGES	16,937	14,661	30,000	12,049	15,000	1,200
06-40.00-510201	OPEN GYM WAGES P/T	318	324	540	1,747	2,000	14,300
06-40.00-510202	CUSTODIAL WAGES P/T	12,138	14,747	14,000	14,535	15,000	26,500
06-40.00-510301	BLDG SUPERVISOR WAGES P/T	27,922	27,778	26,000	25,854	26,000	300
06-40.00-511700	CONCESSION ATTENDANT WAGES	215	333	250	118	118	3,500
06-40.00-511900	RENTAL WAGES			3,500	94	94	10,500
06-50.00-511100	POOL MANAGER WAGES	9,466	11,197	10,000	11,288	11,288	66,500
06-50.00-511300	LIFEGUARD WAGES	59,987	68,490	63,000	67,532	67,532	6,500
06-50.00-511600	POOL CASHIER WAGES	6,414	6,433	6,500	6,502	6,502	6,800
06-50.00-511700	CONCESSION ATTENDANT WAGES	6,217	7,002	6,170	7,026	7,026	4,000
06-50.00-511900	RENTAL WAGES	3,059	3,009	3,100	4,257	4,257	5,000
06-50.00-512300	POOL PRE-SEASON WAGES	4,395	3,329	5,000	4,397	4,397	40,000
06-60.13-512600	FITNESS STAFF WAGES P/T	42,091	36,838	39,100	36,575	38,000	21,000
06-60.13-512700	PERSONAL TRAINER WAGES P/T	19,130	23,119	23,500	18,374	19,500	200
06-60.13-512800	FITNESS ASSESSMENT WAGES P/T	110	350	350	70	80	500
06-80.14-510700	NC IN-DIST SCHOOL PROG WAGES P/T	450	282	500	375	500	11,500
06-80.14-510706	NC PUBLIC HR STAFF WAGES	11,181	10,350	11,500	10,243	10,500	
06-80.14-511900	RENTAL WAGES						1,000
06-90.03-511700	CONCESSION ATTENDANT WAGES		297	300	1,499	1,499	300
06-90.03-511900	RENTAL WAGES	517		300			
SALARIES		663,495	685,801	734,810	671,560	695,643	752,100
CAPITAL EXPENDITURES							
06-10.00-512900	PROJECT SALARY/WAGES						
06-10.00-512900-CCLUBPRK	PROJECT SALARY/WAGES						
06-10.00-512900-CLAYPARK	PROJECT SALARY/WAGES						
06-10.00-512900-DEPOREST	PROJECT SALARY/WAGES						
06-10.00-512900-WASHPARK	PROJECT SALARY/WAGES						
06-10.00-521499	PROJECT-TOTAL EXPENSE						
06-10.00-521499-CCLUBPRK	PROJECT-TOTAL EXPENSE						
06-10.00-521499-CLAYPARK	PROJECT-TOTAL EXPENSE	(2,400)					
06-10.00-521499-DEPOREST	PROJECT-TOTAL EXPENSE		11,335	20,000	11,608	11,608	
06-10.00-521499-HIST BAL	PROJECT-TOTAL EXPENSE			170,000			
06-10.00-521499-SCHILLER	PROJECT-TOTAL EXPENSE						
06-10.00-521499-WASHPARK	PROJECT-TOTAL EXPENSE						
06-10.00-521500	ARCHITECT/ENGINEERING PROJECT EXP		7,021				
06-10.00-521500-CCLUBPRK	ARCHITECT/ENGINEERING PROJECT EXP	16,009					
06-10.00-521500-CLAYPARK	ARCHITECT/ENGINEERING PROJECT EXP				8,789	8,789	
06-10.00-521500-DEPOREST	ARCHITECT/ENGINEERING PROJECT EXP						
06-10.00-521500-SCHILLER	ARCHITECT/ENGINEERING PROJECT EXP		14,244				
06-10.00-521500-WASHPARK	ARCHITECT/ENGINEERING PROJECT EXP		2,800				
06-10.00-521501-CCLUBPRK	MISC CAPITAL PROJECT EXPENSES	3,973					
06-10.00-521501-CLAYPARK	MISC CAPITAL PROJECT EXPENSES						
06-10.00-521501-DEPOREST	MISC CAPITAL PROJECT EXPENSES						
06-10.00-521501-SCHILLER	MISC CAPITAL PROJECT EXPENSES						
06-10.00-521700	CONSTRUCTION MANAGEMENT PROJECT E		3,600				
06-10.00-521700-CCLUBPRK	CONSTRUCTION MANAGEMENT PROJECT E	6,608					
06-10.00-521700-CLAYPARK	CONSTRUCTION MANAGEMENT PROJECT E						
06-10.00-521700-DEPOREST	CONSTRUCTION MANAGEMENT PROJECT E						

BUDGET REPORT FOR SCA PARK DISTRICT

Fund: 06 RECREATION FUND

Calculations as of 04/30/2018

GL NUMBER	DESCRIPTION	2015-16 ACTIVITY	2016-17 ACTIVITY	2017-18 AMENDED BUDGET	2017-18 ACTIVITY THRU 04/30/18	2017-18 PROJECTED ACTIVITY	2018-19 SUPERVISOR BUDGET
APPROPRIATIONS							
CAPITAL EXPENDITURES							
06-10.00-521700-SCHILLER	CONSTRUCTION MANAGEMENT PROJECT E				5,720		
06-10.00-521700-WASHPARK	CONSTRUCTION MANAGEMENT PROJECT E		3,600				
06-10.00-521800	CONTRACTOR PROJECT PAYOUTS		95,899				
06-10.00-521800-CCLUBPRK	CONTRACTOR PROJECT PAYOUTS	95,707					
06-10.00-521800-CLAYPARK	CONTRACTOR PROJECT PAYOUTS				121,575	121,575	
06-10.00-521800-DEPOREST	CONTRACTOR PROJECT PAYOUTS						
06-10.00-521800-SCHILLER	CONTRACTOR PROJECT PAYOUTS		106,228				
06-10.00-521800-WASHPARK	CONTRACTOR PROJECT PAYOUTS						
06-10.00-530400	PROJECT EQUIPMENT/SUPPLIES EXPENS		25,439				
06-10.00-530400-CCLUBPRK	PROJECT EQUIPMENT/SUPPLIES EXPENS	60,239					
06-10.00-530400-CLAYPARK	PROJECT EQUIPMENT/SUPPLIES EXPENS				39,951	39,951	
06-10.00-530400-DEPOREST	PROJECT EQUIPMENT/SUPPLIES EXPENS						
06-10.00-530400-SCHILLER	PROJECT EQUIPMENT/SUPPLIES EXPENS		34,176				
06-10.00-530400-WASHPARK	PROJECT EQUIPMENT/SUPPLIES EXPENS		60,049				
06-10.00-563908	PROGRAM VEHICLE	60,124	26,965	150,000	164,136	164,136	50,000
06-10.00-563909	REC CTR RENOVATIONS						100,000
06-10.00-580700	OUTDOOR RECREATION RENOVATIONS	868	866	5,000	956	1,000	5,000
06-40.00-580800	REC CENTER EQUIPMENT	75,588	47,618	70,000	66,886	70,000	170,000
06-50.00-580200	WATER PARK CAPITAL	16,185	89,073	27,000	9,707	12,500	27,000
06-60.13-580600	FITNESS EQUIPMENT PURCHASES						
CAPITAL EXPENDITURES		332,901	528,913	442,000	429,328	429,559	352,000
CONTRACTUAL SERVICES							
06-10.00-520500	PRINTING AND POSTAGE			3,000	2,882	3,000	
06-10.00-520904	EAP/LIFE INSURANCE EXPENSE	38,597	36,801	45,000	28,067	40,000	45,000
06-10.00-521600	BROCHURE DESIGN/PRINT/POSTAGE	11,553	15,237	20,000	14,539	14,600	20,000
06-10.00-560400	CREDIT CARD PROCESSING FEES	14,280	19,057	20,000	13,440	15,000	20,000
06-10.00-560411	IT SERVICES	77,632	110,558	111,000	99,887	110,676	111,000
06-10.00-563903	HEALTH INSURANCE EXPENSE		3,388	4,000	5,740	4,000	4,000
06-10.00-563904	HRA EXPENSES	8,489	3,604	5,000		4,000	5,000
06-10.00-563905	WEBSITE DESIGN IMPROVEMENTS	350	225	350	228	228	300
06-40.00-520903	CONCESSION PERMIT FEES	200	132	200	131	131	200
06-40.00-521000	RETAILER'S OCCUPATION TAX	20		200	138	138	200
06-50.00-520500	PRINTING AND POSTAGE	1,005	990	1,005	1,036	1,036	1,100
06-50.00-520900	POOL WATER PERMIT FEES		500	600	508	508	550
06-50.00-520903	CONCESSION PERMIT FEES	548	585	700	578	578	700
06-50.00-521000	RETAILER'S OCCUPATION TAX	460	467	500	339	500	550
06-60.13-520901	SUBSCRIPTIONS/FEES	255	500	500	508	508	508
06-90.03-520903	CONCESSION PERMIT FEES	23	6	23	26	26	50
06-90.03-521000	RETAILER'S OCCUPATION TAX						
CONTRACTUAL SERVICES		153,412	192,050	212,078	168,047	194,929	209,158
MISCELLANEOUS EXPENSES							
06-10.00-510900	MILEAGE REIMB/I-PASS	4,993	6,278	5,500	4,814	5,000	5,500
06-10.00-520400	MISCELLANEOUS EXPENSES		3		1,936	2,116	500
06-10.00-520400-CCLUBPRK	MISCELLANEOUS EXPENSES						
06-10.00-520400-WASHPARK	MISCELLANEOUS EXPENSES						
06-10.00-560302	IMRF ADDITIONAL LIABILITY PAYMENT						
06-10.00-560303	HISTORICAL CATCH ALL						
06-10.00-560399	ENTERPRISE COMPUTER SYSTEM UPGRAD						
06-10.00-560401	REC STAFF COMMUNICATIONS EXPENSES	2,458	2,206	2,500	2,253	2,500	2,500
06-10.00-560412	SPECIAL EVENTS-STAFF	3,903	4,555	5,000	4,114	4,500	5,000
06-10.00-560600	DISTRICT MARKETING	7,997	9,676	11,000	7,813	10,600	11,000
06-10.00-560611	GIVING TREE	82		250	173	200	250

BUDGET REPORT FOR SCA PARK DISTRICT

Fund: 06 RECREATION FUND

Calculations as of 04/30/2018

GL NUMBER	DESCRIPTION	2015-16 ACTIVITY	2016-17 ACTIVITY	2017-18 AMENDED BUDGET	2017-18 ACTIVITY THRU 04/30/18	2017-18 PROJECTED ACTIVITY	2018-19 SUPERVISOR BUDGET
APPROPRIATIONS							
MISCELLANEOUS EXPENSES							
06-10.00-560903	VOUCHER/DONATION EXPENSE	1,493	341	2,000	1,686	1,600	2,000
06-30.06-522900	MISC RENTAL EXPENSES						
06-40.00-522900	MISC RENTAL EXPENSES	250		300			200
06-50.00-522900	MISC RENTAL EXPENSES						
06-50.00-530355	ADOPT A BRICK SUPPLIES						
06-50.00-580300	SMALL EQUIP PURCHASES-POOL	3,989	1,317	4,000	3,456	4,000	4,000
06-50.00-580500	ADOPT A BRICK CONTRACTUAL EXPENSE			100			100
06-60.13-520600	CONFERENCE, SEMINARS & TRAINING	1,615	970	1,000	493	500	800
06-60.13-522300	FITNESS SPECIAL EVENT EXPENSES	323					
06-60.13-522400	HEALTH FAIR	26	155	200	185	185	200
06-60.13-560600	DISTRICT MARKETING		565	2,000	1,364	1,400	2,000
06-80.14-522900	MISC RENTAL EXPENSES						
06-80.14-560901	NC ANIMAL/DISPLAY SUPPLIES/EXPENS	2,974	2,996	3,000	2,548	3,000	3,000
06-90.03-522900	MISC RENTAL EXPENSES						
06-90.03-522901	ATHLETIC FIELD MAINTENANCE-S/B CO		1,236	2,000			2,000
MISCELLANEOUS EXPENSES		30,103	30,298	38,850	30,835	35,601	39,050
MATERIALS AND SUPPLIES							
06-40.00-530300	STAFF UNIFORMS	592		400		200	400
06-40.00-531100	VENDING SUPPLIES	3,431	4,155	4,500	4,591	4,591	4,500
06-40.00-531700	CONCESSION SUPPLIES	274	816	450	257	257	450
06-50.00-530350	POOL LICENSE & APPAREL SUPPLIES	6,278	5,799	5,400	4,321	4,321	5,500
06-50.00-530500	SAFETY EQUIPMENT & SUPPLIES	825	1,084	1,000	1,023	1,023	1,500
06-50.00-530600	POOL CHEMICALS	11,396	11,200	12,500	13,272	13,272	14,000
06-50.00-530800	MISC POOL EVENT SUPPLIES	163	275	250	254	254	750
06-50.00-531100	VENDING SUPPLIES	400	675	700	677	677	750
06-50.00-531700	CONCESSION SUPPLIES	16,862	16,981	17,000	18,368	18,368	18,000
06-50.00-580400	POOL MAINTENANCE SUPPLIES	4,893	5,115	10,000	8,005	9,000	10,000
06-60.13-520201	FITNESS PRO SHOP		2				
06-60.13-530200	JANITORIAL/CLEANING SUPPLIES	2,070	2,230	3,000	2,781	3,000	3,000
06-60.13-530300	STAFF UNIFORMS		325	500	387	400	500
06-90.03-531100	VENDING SUPPLIES	473	218	150	(27)	(27)	150
06-90.03-531700	CONCESSION SUPPLIES	391	334	225	730	730	1,260
MATERIALS AND SUPPLIES		48,048	49,209	56,075	54,639	56,066	60,760
UTILITIES							
06-50.00-540100	NATURAL GAS	8,926	4,799	12,000	8,589	8,500	10,000
06-50.00-540200	ELECTRIC	20,252	19,003	23,000	19,053	19,500	23,000
06-50.00-540300	WATER	11,190	15,246	18,000	19,965	21,000	21,000
06-50.00-540400	TELEPHONE/INTERNET	2,853	2,048	2,200	1,931	2,000	2,300
06-60.13-540400	TELEPHONE/INTERNET			5,000	5,755	5,800	5,500
06-90.03-540200	ELECTRIC	3,820	1,999	4,000	2,103	2,500	4,000
06-90.03-540300	WATER	382	573	6,500	577	650	5,000
UTILITIES		47,423	43,668	70,700	57,973	59,950	70,800
PARKS & FACILITY MAINT							
06-50.00-570102	SECURITY/ALARM SYSTEM SERVICE	192	1,116	1,500	556	600	1,500
PARKS & FACILITY MAINT		192	1,116	1,500	556	600	1,500
PROGRAM EXPENSE							
06-30.01-591018	PRESCHOOL COORDINATOR WAGES	923	1,575	1,571	1,531	1,571	1,683
06-30.01-591020	PRESCHOOL WAGES	11,443	12,351	12,143	14,774	16,922	17,657
06-30.01-591021	TINY TIKES WAGES	6,725	7,193	11,122	8,683	11,000	11,946
06-30.01-591022	JR KINDERGARTEN WAGES	12,503	17,301	18,944	15,750	17,500	20,542

BUDGET REPORT FOR SCA PARK DISTRICT
Fund: 06 RECREATION FUND
Calculations as of 04/30/2018

GL NUMBER	DESCRIPTION	2015-16 ACTIVITY	2016-17 ACTIVITY	2017-18 AMENDED BUDGET	2017-18 ACTIVITY THRU 04/30/18	2017-18 PROJECTED ACTIVITY	2018-19 SUPERVISOR BUDGET
APPROPRIATIONS							
PROGRAM EXPENSE							
06-30.01-591024	JR KINDERGARTEN COORDINATOR WAGES	923	1,562	1,571	1,531	1,571	1,683
06-30.01-592020	PRESCHOOL SUPPLIES	1,697	850	850	850	850	1,050
06-30.01-592021	TINY TIKES SUPPLIES	404	410	600	139	600	600
06-30.01-592022	JR KINDERGARTEN SUPPLIES	1,037	837	850	735	850	850
06-30.01-595019	PRESCHOOL FIELD TRIP CONTRACTUAL		1,707	1,125	100	485	1,125
06-30.01-595023	JR KINDERGARTEN FIELD TRIP CONTRA		1,452	1,125	100	485	1,125
06-30.02-591025	LIL LEARNERS CAMP WAGES	1,152	882	1,060	797	779	1,035
06-30.02-591030	CAMP BUTTERFLIES WAGES	5,704	7,004	6,795	7,448	7,448	10,186
06-30.02-591031	CAMP CATERPILLARS WAGES	2,374	2,245	2,215	2,435	2,435	2,215
06-30.02-591036	MISC PRESCHOOL CLASS WAGES	365	353	650	383	390	650
06-30.02-591037	LUNCH BOX BUNCH WAGES						
06-30.02-592025	LIL LEARNERS CAMP SUPPLIES	35	26	40	25	25	40
06-30.02-592030	CAMP BUTTERFLIES SUPPLIES	194	186	250	245	245	250
06-30.02-592031	CAMP CATERPILLARS SUPPLIES	85	63	75	47	47	75
06-30.02-592036	MISC PRESCHOOL SUPPLIES	207	89	260	51	100	100
06-30.02-592037	LUNCH BOX BUNCH SUPPLIES						
06-30.02-595036	MISC PRESCHOOL CONTRACTUAL			1,920	1,960	1,960	1,920
06-30.03-591017	IBSL TOURNAMENT WAGES						
06-30.03-591026	IBSL WAGES	95	692	1,500	974	974	1,000
06-30.03-591028	PEE WEE SOCCER WAGES	463	310	325	181	181	300
06-30.03-591029	PEE WEE T-BALL WAGES						
06-30.03-591035	LITTLE HOOPS SUPERVISOR WAGES	416	130	240	63	64	150
06-30.03-591102	BASKETBALL LEAGUE WAGES			2,600			1,600
06-30.03-591103	WIBA WAGES	1,672	2,583	3,640	1,772	1,772	2,800
06-30.03-591104	TRAVEL WIBA WAGES	434	531	540	596	596	540
06-30.03-591110	SOCCER WAGES	1,623	468	840		425	840
06-30.03-591122	ADULT VOLLEYBALL LEAGUE WAGES						
06-30.03-591127	MISC YOUTH SPORTS WAGES	750	350	625	829	829	950
06-30.03-591133	U-6 SOCCER WAGES	90		160			160
06-30.03-592017	IBSL TOURNAMENT SUPPLIES						
06-30.03-592026	IBSL SUPPLIES		10,707	9,500	9,762	9,762	8,000
06-30.03-592028	PEE WEE SOCCER SUPPLIES	144	209	280	251	251	320
06-30.03-592029	PEE WEE T-BALL SUPPLIES	773	897	960	1,010	1,010	1,100
06-30.03-592035	LITTLE HOOPS SUPPLIES	605	443	630	692	692	575
06-30.03-592102	BASKETBALL LEAGUE SUPPLIES			400			1,350
06-30.03-592103	WIBA SUPPLIES	9,822	13,542	15,000	9,477	14,000	15,000
06-30.03-592104	TRAVEL WIBA SUPPLIES	4,348	7,751	3,600	3,620	9,600	8,900
06-30.03-592110	SOCCER SUPPLIES	650	284	650	651	651	725
06-30.03-592122	ADULT VOLLEYBALL SUPPLIES						
06-30.03-592125	TRAVEL SOCCER EQUIP & SUPPLIES						
06-30.03-592127	MISC YOUTH SPORTS SUPPLIES						
06-30.03-592128	SOCCER UNIFORMS	1,466	1,002	2,065	1,591	1,591	1,860
06-30.03-592133	U-6 SOCCER SUPPLIES		991	720	564	564	700
06-30.03-593110	ATHLETIC FIELD MAINTENANCE	994	746	1,500	1,248	1,248	1,500
06-30.03-595017	IBSL TOURNAMENT CONTRACTUAL EXPEN						
06-30.03-595026	IBSL CONTRACTUAL EXPENDITURES		2,820	3,740	3,278	3,278	2,800
06-30.03-595028	PEE-WEE SOCCER CONTRACTUAL						
06-30.03-595029	PEE-WEE T-BALL CONTRACTUAL						
06-30.03-595035	LITTLE HOOPS CONTRACTUAL						
06-30.03-595102	BASKETBALL LEAGUE CONTRACTUAL SER						
06-30.03-595105	GOLF CONTRACTUAL SERVICES		224	656		240	656
06-30.03-595117	MARTIAL ARTS CONTRACTUAL EXPENSES	4,329	4,634	4,840	4,174	4,174	4,000
06-30.03-595127	MISC YOUTH SPORTS CONTRACTUAL EXP	9,027	8,132	10,094	10,298	11,200	11,100
06-30.05-591250	DANCE CLASS WAGES	11,215	9,394	11,607	10,290	11,110	12,274

GL NUMBER	DESCRIPTION	2015-16 ACTIVITY	2016-17 ACTIVITY	2017-18 AMENDED BUDGET	2017-18 ACTIVITY THRU 04/30/18	2017-18 PROJECTED ACTIVITY	2018-19 SUPERVISOR BUDGET
APPROPRIATIONS							
PROGRAM EXPENSE							
06-30.05-591251	DANCE TEAM WAGES	3,914	5,663	5,762	6,072	6,750	5,824
06-30.05-591257	DANCE RECITAL WAGES	684	536	805	667	667	813
06-30.05-592250	DANCE CLASS SUPPLIES	81	191	200	60	150	300
06-30.05-592251	DANCE TEAM SUPPLIES	104	63	200	359	359	1,800
06-30.05-592253	DANCE TEAM COSTUMES	8,167	6,506	6,300	9,235	8,915	9,300
06-30.05-592254	DANCE CLASS COSTUMES	6,375	6,483	6,900	4,088	7,190	7,700
06-30.05-592257	DANCE RECITAL SUPPLIES	168	175	200	210	210	200
06-30.05-595257	DANCE RECITAL FACILITY RENTAL	1,764	2,175	2,300	2,304	2,304	2,300
06-30.05-595258	DANCE COMP ENTRY FEES	23,019	21,578	26,700	31,862	31,900	32,700
06-30.06-591280	KIDS KLUB WAGES	7,859	10,287	8,550	11,951	10,000	10,000
06-30.06-591291	BIRTHDAY PARTY WAGES	868	1,510	1,500	1,745	1,800	1,500
06-30.06-592280	KIDS KLUB SUPPLIES		10	100	54	50	100
06-30.06-592291	BIRTHDAY PARTY SUPPLIES	830	367	750	287	500	750
06-30.06-595291	B-DAY PARTY CONTRACTUAL EXPENSE		185	185	370	370	370
06-30.07-591307	MISC YOUTH CLASS WAGES	342	227	536	139	139	1,718
06-30.07-591650	SCHOOL PROGRAM WAGES		611				
06-30.07-592307	MISC YOUTH CLASS SUPPLIES	333	461	310	124	124	3,140
06-30.07-592650	SCHOOL PROG SUPPLIES		248				
06-30.07-595307	MISC YOUTH CLASS CONTRACTUAL	4,677	2,901	734	224	224	3,725
06-30.07-595650	OUT OF DISTRICT SCHOOL PROG CONTR		3,400		925	925	1,000
06-30.08-591350	CAMP ADVENTURE WAGES	17,726	21,601	21,043	28,661	28,908	29,401
06-30.08-591351	WINTER BREAK CAMP WAGES						
06-30.08-592350	CAMP ADVENTURE-SUPPLIES	1,228	1,543	1,595	1,709	1,710	2,960
06-30.08-592351	WINTER BREAK CAMP SUPPLIES						
06-30.08-593350	CAMP ADVENTURE-TRAINING	800	1,034	1,122	155	155	2,040
06-30.08-594350	CAMP ADVENTURE TRANSPORTATION EXP	1,525	1,768	1,800	3,246	3,246	2,250
06-30.08-594351	WINTER BREAK CAMP TRANS EXP						
06-30.08-595350	CAMP ADVENTURE CONTRACTUAL EXPENS	2,416	3,335	3,400	4,005	4,005	4,500
06-30.08-595351	WINTER BREAK CAMP CONTRACTUAL EXP						
06-30.09-591382	MISC ADULT WAGES			180			180
06-30.09-595382	MISC ADULT CLASS CONTRACTUAL EXPE			730	731	1,024	1,290
06-30.10-591408	ADULT TRIP WAGES		70	160	170	170	160
06-30.10-592408	ADULT TRIPS SUPPLIES						200
06-30.10-595408	ADULT TRIPS CONTRACTS	536	2,978	25,029	16,979	16,979	9,164
06-30.11-594700	SENIOR CLUB TRIP TRANSPORTATION	2,000	2,500	2,500	1,647	2,500	2,500
06-30.11-595700	SENIOR CLUB REGISTRATION P/O		28,171	3,600	2,075	3,200	3,600
06-30.11-599700	SENIOR CLUB MISCELLANEOUS EXPENSE	1,000	2,531	2,500	1,386	2,000	2,500
06-30.12-591500	HALLOWEEN EVENT WAGES	321	389	359	172	172	248
06-30.12-591502	SANTA'S WORKSHOP WAGES	146	122	150	119	119	150
06-30.12-591505	BUNNY EVENT WAGES	388	372	345	205	205	332
06-30.12-591507	MISC SPECIAL EVENT WAGES	54		125		100	125
06-30.12-591508	NATIONAL NIGHT OUT WAGES	155		150	100	100	250
06-30.12-591509	MEMORIAL DAY PARADE WAGES	226	208	250	158	158	250
06-30.12-591510	POLAR EXPRESS WAGES	315	316	360	615	615	650
06-30.12-591511	3-ON-3 BBALL WAGES	678	623	630	474	474	630
06-30.12-592500	HALLOWEEN EVENT SUPPLIES		1,487	1,135	1,125	1,125	1,135
06-30.12-592502	SANTAS WORKSHOP SUPPLIES	401	403	450	335	299	450
06-30.12-592505	BUNNY EVENT SUPPLIES	1,087	902	900	445	904	930
06-30.12-592507	MISC SPECIAL EVENT SUPPLIES	465	222	600	270	270	600
06-30.12-592508	NATIONAL NIGHT OUT SUPPLIES						750
06-30.12-592509	MEMORIAL DAY PARADE SUPPLIES		867	850	194	194	850
06-30.12-592510	POLAR EXPRESS SUPPLIES	869	1,019	1,200	783	783	1,200
06-30.12-592511	3 ON 3 BBALL SUPPLIES/EXPENSES	16	378	2,810	2,407	2,407	3,000
06-30.12-592512	OKTOBERFEST SUPPLIES	1,056	1,309	1,000	1,311	1,200	1,200

GL NUMBER	DESCRIPTION	2015-16 ACTIVITY	2016-17 ACTIVITY	2017-18 AMENDED BUDGET	2017-18 ACTIVITY THRU 04/30/18	2017-18 PROJECTED ACTIVITY	2018-19 SUPERVISOR BUDGET
APPROPRIATIONS							
PROGRAM EXPENSE							
06-30.12-595500	HALLOWEEN EVENT CONTRACTUAL EXPEN	3,366	1,850	2,150	2,133	2,133	2,150
06-30.12-595502	SANTAS WORKSHOP CONTRACTUAL EXPEN	120	175	200	125	125	200
06-30.12-595506	SUMMER CONCERT CONTRACTUAL EXPENS	6,000	6,000	6,000	6,000	6,000	6,500
06-30.12-595507	MISC SPECIAL EVENT CONTRACTUAL EX	60	75	80	75	75	80
06-30.12-595508	NATIONAL NIGHT OUT CONTRACTUAL EX	850	1,095	1,000	675	675	1,000
06-30.12-595509	MEMORIAL DAY PARADE CONTRACTUAL E	8,080	9,225	9,125	8,670	8,670	9,125
06-30.12-595510	POLAR EXPRESS CONTRACTUAL EXPENSE	2,002	2,084	2,100	1,863	1,863	1,900
06-30.12-595511	3-ON-3 BBALL CONTRACTUAL EXPENSES	4,031	2,611				
06-30.12-595512	OKTOBERFEST CONTRACTUAL EXPENSES						
06-30.15-591680	TEEN DANCE WAGES	775	904	800	870	957	961
06-30.15-591683	MISC TEEN TRIP WAGES			77			77
06-30.15-591684	TEEN TRAVEL CAMP WAGES	3,550	3,296	4,740	5,048	5,048	6,023
06-30.15-592680	TEEN DANCE SUPPLIES	564	834	800	752	827	800
06-30.15-592683	MISC TEEN TRIPS SUPPLIES			900	68	68	900
06-30.15-595680	TEEN DANCE CONTRACTUAL EXPENSES	2,750	2,750	2,750	2,750	2,750	2,750
06-30.15-595683	MISC TEEN TRIPS-CONTRACTUAL EXPEN			645			1,140
06-30.15-595684	TEEN TRAVEL CAMP CONTRACTUAL EXPE	2,273	2,376	2,400	2,493	2,493	3,600
06-30.16-591106	RECREATIONAL GYMNASTICS WAGES	6,251	3,945	5,500	3,862	4,000	4,000
06-30.16-591120	COMPETITIVE HOME MEET WAGES			3,200	1,620	1,620	2,000
06-30.16-591121	COMPETITIVE AWAY MEET WAGES			3,330	2,660	3,200	3,200
06-30.16-591135	PRE-SCHOOL GYMNASTIC WAGES	5,649	4,234	4,700	5,026	4,600	4,750
06-30.16-591136	COMPETITIVE GYMNASTIC WAGES	36,969	42,850	31,500	27,266	31,500	31,250
06-30.16-591137	GYMNASTICS DIRECTOR WAGES	12,166	16,130	14,500	13,131	14,000	14,000
06-30.16-592106	RECREATIONAL GYMNASTIC SUPPLIES	1,645	228	1,300	72	1,000	1,300
06-30.16-592118	COMP GYMNASTICS FUNDRAISING EXPEN	4,209	5,629	6,250	4,828	5,000	6,250
06-30.16-592120	COMP GYMNASTICS HOME MEET EXPENSE	7,307	24,055	8,850	8,480	8,411	8,500
06-30.16-592123	GYMNASTICS MISCELLANEOUS EXPENSES	4,685	6,453	6,000	15	15	6,000
06-30.16-592135	PRE-SCHOOL GYMNASTIC SUPPLIES	561	142	500	151	275	500
06-30.16-592136	COMPETITIVE GYMNASTIC SUPPLIES	1,279	1,925	2,000	1,305	2,000	2,000
06-30.16-592137	COMP GYMNASTICS APPAREL EXPENSES	3,294	4,149	4,720	755	1,100	4,700
06-30.16-595121	COMP GYMNASTICS AWAY MEET FEES	3,972	6,166	7,500	5,232	6,500	7,500
06-50.00-591603	SWIM LESSON WAGES	6,999	7,645	8,000	7,305	7,305	8,000
06-50.00-591604	SWIM TEAM COACH WAGES	13,135	13,100	14,250	13,561	13,561	14,500
06-50.00-591605	DIVE TEAM COACH WAGES	200	400	600	952	952	950
06-50.00-591606	POOL PROGRAM WAGES	185	145	225	64	64	225
06-50.00-591607	POOL BDAY PARTY WAGES	276	93	90	23	23	90
06-50.00-591608	SURF & TURF WAGES	1,830	2,026	2,791	2,732	2,732	3,139
06-50.00-591609	SWIM TEAM LIFE GUARD WAGES	4,404	4,870	5,500	5,011	5,011	5,000
06-50.00-591610	H20 NITE WAGES	2,539	2,229	3,450	3,639	3,842	3,500
06-50.00-592603	SWIM LESSONS PROGRAM SUPPLIES	48	180	250			250
06-50.00-592604	SWIM TEAM SUPPLIES		704	500	561	561	600
06-50.00-592606	POOL PROGRAM SUPPLIES	257	136	200			200
06-50.00-592607	POOL BIRTHDAY SUPPLIES	227	658	676	372	372	700
06-50.00-592608	SURF & TURF SUPPLIES	82	94	100	70	70	100
06-50.00-592610	H20-NITE SUPPLIES						
06-50.00-594604	SWIM TEAM TRANSPORTATION	1,836	2,184	2,200	1,590	1,590	2,200
06-50.00-595604	SWIM TEAM CONTRACTUAL EXPENSES						
06-50.00-595610	H20 NITE CONTRACTUAL EXPENSES	1,375	1,375	1,650	1,375	1,375	1,650
06-50.00-599604	SWIM TEAM ASSOCIATION FEES	795	445	825	445	445	530
06-60.04-591200	AEROBIC WAGES	20,101	23,253	22,500	19,917	20,400	21,000
06-60.04-591204	REGISTRATION AEROBIC CLASS WAGES	8,424	5,626	10,000	4,807	5,000	12,500
06-60.04-591205	CORPORATE FITNESS WAGES			4,200	760	1,000	4,200
06-60.04-592203	AEROBICS SUPPLIES	1,478	1,232	1,500	1,045	1,450	1,500
06-60.04-592205	CORPORATE FITNESS SUPPLIES			200	107	100	200

BUDGET REPORT FOR SCA PARK DISTRICT
Fund: 06 RECREATION FUND
Calculations as of 04/30/2018

GL NUMBER	DESCRIPTION	2015-16 ACTIVITY	2016-17 ACTIVITY	2017-18 AMENDED BUDGET	2017-18 ACTIVITY THRU 04/30/18	2017-18 PROJECTED ACTIVITY	2018-19 SUPERVISOR BUDGET
APPROPRIATIONS							
PROGRAM EXPENSE							
06-60.04-593204	AEROBIC CERTIFICATIONS/SEMINARS	491	200	800	200	200	500
06-80.14-591650	SCHOOL PROGRAM WAGES		30	270	44	44	270
06-80.14-591651	NATURE DAY CAMP WAGES	6,048	5,018	6,500	4,183	4,183	5,466
06-80.14-591652	NC MISC PROGRAMMING WAGES	7,370	8,787	3,218	2,447	3,000	3,218
06-80.14-591653	JUNIOR NATURALIST WAGES	2,036	2,160	2,700	2,298	2,200	2,700
06-80.14-591654	NC SUMMER TINY TIKES WAGES			530	360	360	557
06-80.14-591655	NC SUMMER PRESCHOOL WAGES			1,280	788	788	1,346
06-80.14-591656	NC SUMMER JR KINDERGARTEN WAGES			1,050	780	780	1,068
06-80.14-591657	NC JK ENRICHMENT WAGES			3,564	3,440	4,430	7,857
06-80.14-591658	NC P/S ENRICHMENT WAGES			4,414	1,872	2,306	7,322
06-80.14-592650	SCHOOL PROG SUPPLIES			100			100
06-80.14-592651	NATURE DAY CAMP SUPPLIES	832	884	1,034	451	450	944
06-80.14-592652	NC MISC PROGRAM SUPPLIES	1,229	736	625	446	625	625
06-80.14-592653	JUNIOR NATURALIST SUPPLIES	1,965	2,132	2,300	498	2,300	2,300
06-80.14-592654	NC SUMMER TINY TIKES SUPPLIES			50			50
06-80.14-592655	NC SUMMER PRESCHOOL SUPPLIES			75			75
06-80.14-592656	NC SUMMER JR KINDERGARTEN SUPPLIE			75			75
06-80.14-592657	NC JK ENRICHMENT SUPPLIES			200	68	75	225
06-80.14-592658	NC P/S ENRICHMENT SUPPLIES			100	48	100	200
06-90.03-591111	SOFTBALL- COED LEAGUE WAGES			1,318			1,100
06-90.03-591112	SOFTBALL- MEN'S 16" LEAGUE WAGES	3,650	1,943	3,200	1,100	1,100	1,200
06-90.03-591113	SOFTBALL- MEN'S 12" LEAGUE WAGES	1,484		960			900
06-90.03-592111	SOFTBALL- COED LEAGUE SUPPLIES	115		600			600
06-90.03-592112	SOFTBALL- MEN'S 16" LEAGUE SUPPLI	2,803	1,818	3,211	2,685	2,685	2,800
06-90.03-592113	SOFTBALL- MEN'S 12" LEAGUE SUPPLI	2,661		1,793			1,750
06-90.03-592114	SOFTBALL FIELD SUPPLIES	1,183		3,500			3,500
06-90.03-595112	S/B MENS 16" CONTRACTUAL SERVICES	3,047	4,944	6,290	5,264	5,264	6,000
06-90.03-595113	S/B MENS 12" CONTRACTUAL SERVICES	1,001		2,040			2,040
06-90.03-599112	SOFTBALL- MEN'S 16" LEAGUE ASSN F						
06-90.03-599113	SOFTBALL- MEN'S 12" LEAGUE ASSN F						
PROGRAM EXPENSE		409,794	504,879	542,004	456,291	496,722	579,645
TOTAL APPROPRIATIONS		1,685,368	2,035,934	2,098,017	1,869,229	1,969,070	2,065,013
NET OF REVENUES/APPROPRIATIONS - FUND 06		104,928	(62,991)	(38,846)	125,803	41,645	25,538
BEGINNING FUND BALANCE		754,467	859,394	796,393	796,393	796,393	838,038
ENDING FUND BALANCE		859,395	796,403	757,547	922,196	838,038	863,576

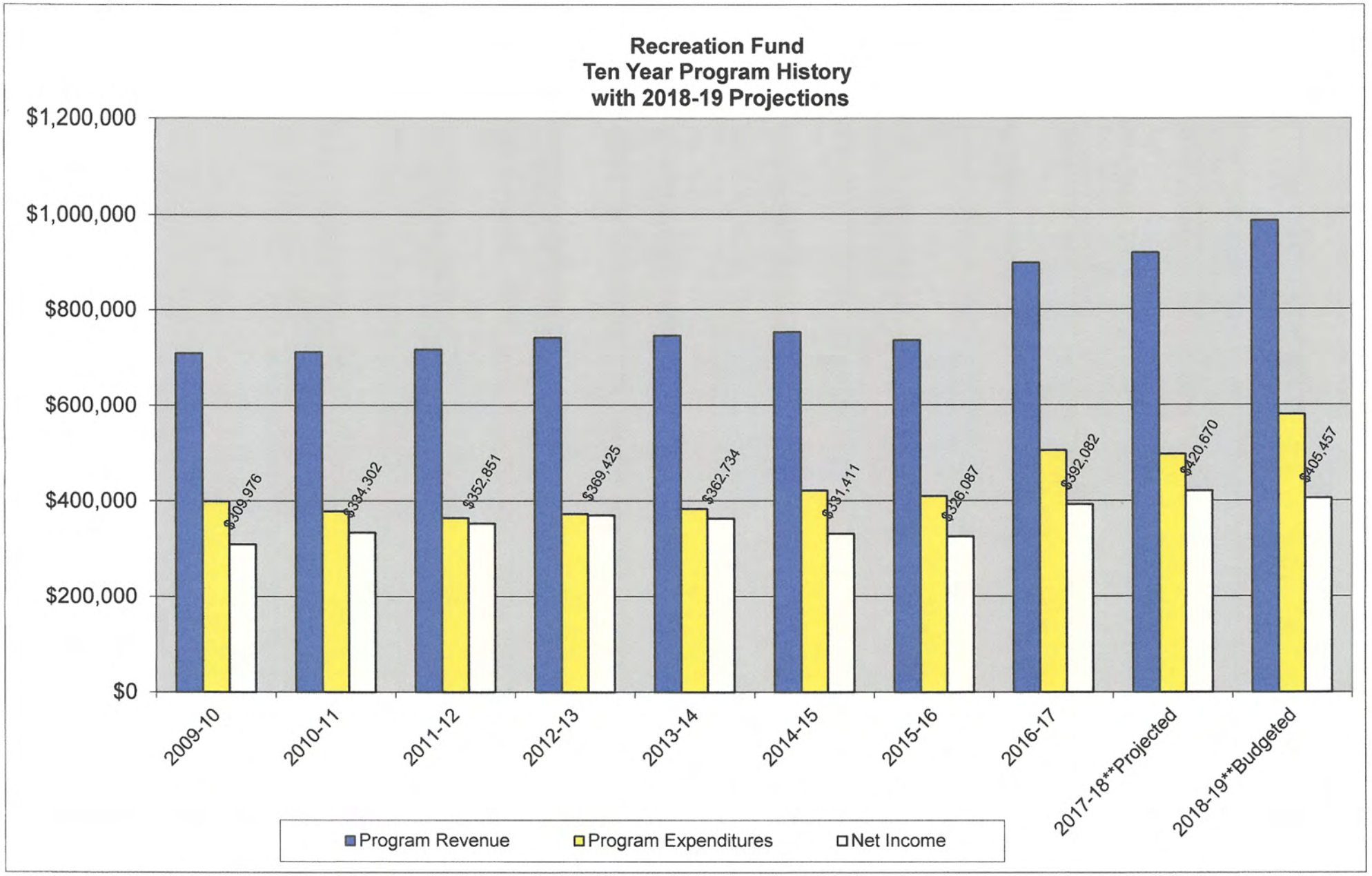
Recreation Fund
Ten Year Program History
with 2018-19 Projections
$1,200,000
$1,000,000
$800,000
$600,000
$400,000
$200,000
$0
$309,976
$384,302
$352,851
$369,425
$362,734
$331,411
$326,087
$392,082
$420,670
$405,457
2009-10
2010-11
2011-12
2012-13
2013-14
2014-15
2015-16
2016-17
2017-18**Projected
2018-19**Budgeted
Program Revenue
Program Expenditures
Net Income

Recreation Program Summaries 2018 - 2019

GL Code	491	591	592	593	594	595	599	Net Profit	Revenue %
	Revenue	Staff	Supplies	Training	Transport	Contracts	Assoc Fees		
Preschool	$142,418	$53,511	$2,500	$0	$0	$2,250	$0	$84,157	59%
Athletics	$126,020	$8,340	$38,530	$1,500	$0	$18,556	$0	$59,094	47%
Softball	$26,200	$3,200	$8,650	$0	$0	$8,040	$0	$6,310	24%
Gymnastics	$137,750	$59,200	$29,250	$0	$0	$7,500	$0	$41,800	30%
Dance	$143,058	$18,911	$19,300	$0	$0	$35,000	$0	$69,847	49%
Services	$15,200	$11,500	$850	$0	$0	$370	$0	$2,480	16%
General Youth	$13,630	$1,718	$3,140	$0	$0	$4,725	$0	$4,048	30%
General Adult	$1,980	$180	$0	$0	$0	$1,290	$0	$510	26%
Trips	$12,970	$160	$200	$0	$0	$9,164	$0	$3,446	27%
Seniors	$3,600	$0	$0	$0	$2,500	$3,600	$2,500	-$5,000	-139%
Special Events	$39,495	$2,635	$10,115	$0	$0	$20,955	$0	$5,790	15%
Teens	$24,550	$7,061	$1,700	$0	$0	$7,490	$0	$8,299	34%
Pool	$67,170	$35,404	$1,850	$0	$2,200	$1,650	$530	$25,536	38%
Aerobics	$50,500	$37,700	$1,700	$500	$0	$0	$0	$10,600	21%
General Preschool	$35,724	$14,086	$465	$0	$0	$1,920	$0	$19,253	54%
Camps	$81,300	$29,401	$2,960	$2,040	$2,250	$4,500	$0	$40,149	49%
Nature	$63,294	$29,814	$4,594	$0	$0	$0	$0	$28,886	46%
Totals	$984,859	$312,821	$125,804	$4,040	$6,950	$127,010	$3,030	$405,205	41%

Total Revenue	$984,859
Total Expenses	$579,655
Net Revenue	$405,205

Budget Summary

ATHLETICS

BUDGET REPORT FOR ICA PARK DISTRICT
Fund: 06 RECREATION FUND

ATHLETICS & S/B COMPLEX
Calculations as of 04/30/2018

GL NUMBER	DESCRIPTION	2015-16 ACTIVITY	2016-17 ACTIVITY	2017-18 ACTIVITY THRU 04/30/18	2017-18 PROJECTED ACTIVITY	2017-18 AMENDED BUDGET	2018-19 SUPERVISOR BUDGET
ESTIMATED REVENUES							
PROGRAM REVENUE							
06-30.03-491026	IBSL REVENUE		24,884	24,859	24,859	22,000	20,000
06-30.03-491027	IBSL SPONSORSHIPS	200	5,500	5,800	5,500	5,800	5,500
06-30.03-491028	PEE WEE SOCCER REVENUE	2,157	1,923	3,169	3,169	2,000	2,200
06-30.03-491029	PEE WEE T-BALL REVENUE	3,040	3,472	4,653	4,653	3,700	4,200
06-30.03-491035	LITTLE HOOPS REVENUE	4,472	3,945	3,645	3,645	4,200	3,800
06-30.03-491102	BASKETBALL LEAGUE REVENUE					4,000	5,500
06-30.03-491103	WIBA REVENUE	27,033	32,524	32,989	32,999	36,000	35,000
06-30.03-491104	TRAVEL WIBA REVENUE	7,075	13,325	15,700	15,700	11,700	14,000
06-30.03-491105	GOLF REVENUE		290	375	375	820	820
06-30.03-491110	SOCCER REVENUE	6,503	4,901	7,061	7,061	5,580	7,000
06-30.03-491117	MARTIAL ARTS	5,911	4,926	3,879	3,900	6,050	5,000
06-30.03-491127	MISC YOUTH SPORTS REVENUE	16,529	15,734	19,863	20,000	16,285	19,000
06-30.03-491128	SOCCER UNIFORM REVENUE	3,142	1,357	1,791	1,800	2,270	1,800
06-30.03-491133	U-6 SOCCER REVENUE	966	2,128	1,761	1,761	2,200	2,200
06-90.03-491111	SOFTBALL- COED LEAGUE REVENUE					2,800	2,400
06-90.03-491112	SOFTBALL- MEN'S 16" LEAGUE REVENU	13,210	15,500	15,700	15,700	19,100	16,700
06-90.03-491113	SOFTBALL- MEN'S 12" LEAGUE REVENU	7,610	(100)	100	100	7,100	7,100
PROGRAM REVENUE		97,848	130,309	141,345	141,222	151,605	152,220
RENTALS							
06-90.03-440500	S/B COMPLEX RENTAL REVENUE	4,292	623	768	768	2,500	1,500
RENTALS		4,292	623	768	768	2,500	1,500
VENDING/CONCESSIONS							
06-90.03-450100	VENDING REVENUE	50	56			250	100
06-90.03-450700	CONCESSION REVENUE	851	270	1,564	1,564	850	1,500
VENDING/CONCESSIONS		901	326	1,564	1,564	1,100	1,600
TOTAL ESTIMATED REVENUES		103,041	131,258	143,677	143,554	155,205	155,320

BUDGET REPORT FOR ICA PARK DISTRICT
Fund: 06 RECREATION FUND

ATHLETICS & S/B COMPLEX
Calculations as of 04/30/2018

GL NUMBER	DESCRIPTION	2015-16 ACTIVITY	2016-17 ACTIVITY	2017-18 ACTIVITY THRU 04/30/18	2017-18 PROJECTED ACTIVITY	2017-18 AMENDED BUDGET	2018-19 SUPERVISOR BUDGET
APPROPRIATIONS							
PROGRAM EXPENSE							
06-30.03-591026	IBSL WAGES	95	692	974	974	1,500	1,000
06-30.03-591028	PEE WEE SOCCER WAGES	463	310	181	181	325	300
06-30.03-591035	LITTLE HOOPS SUPERVISOR WAGES	416	130	63	64	240	150
06-30.03-591102	BASKETBALL LEAGUE WAGES					2,600	1,600
06-30.03-591103	WIBA WAGES	1,672	2,583	1,772	1,772	3,640	2,800
06-30.03-591104	TRAVEL WIBA WAGES	434	531	596	596	540	540
06-30.03-591110	SOCCER WAGES	1,623	468		425	840	840
06-30.03-591127	MISC YOUTH SPORTS WAGES	750	350	829	829	625	950
06-30.03-591133	U-6 SOCCER WAGES	90				160	160
06-30.03-592026	IBSL SUPPLIES		10,707	9,762	9,762	9,500	8,000
06-30.03-592028	PEE WEE SOCCER SUPPLIES	144	209	251	251	280	320
06-30.03-592029	PEE WEE T-BALL SUPPLIES	773	897	1,010	1,010	960	1,100
06-30.03-592035	LITTLE HOOPS SUPPLIES	605	443	692	692	630	575
06-30.03-592102	BASKETBALL LEAGUE SUPPLIES					400	1,350
06-30.03-592103	WIBA SUPPLIES	9,822	13,542	9,477	14,000	15,000	15,000
06-30.03-592104	TRAVEL WIBA SUPPLIES	4,348	7,751	3,620	9,600	3,600	8,900
06-30.03-592110	SOCCER SUPPLIES	650	284	651	651	650	725
06-30.03-592128	SOCCER UNIFORMS	1,466	1,002	1,591	1,591	2,065	1,860
06-30.03-592133	U-6 SOCCER SUPPLIES		991	564	564	720	700
06-30.03-593110	ATHLETIC FIELD MAINTENANCE	994	746	1,248	1,248	1,500	1,500
06-30.03-595026	IBSL CONTRACTUAL EXPENDITURES		2,820	3,278	3,278	3,740	2,800
06-30.03-595105	GOLF CONTRACTUAL SERVICES		224		240	656	656
06-30.03-595117	MARTIAL ARTS CONTRACTUAL EXPENSES	4,329	4,634	4,174	4,174	4,840	4,000
06-30.03-595127	MISC YOUTH SPORTS CONTRACTUAL EXP	9,027	8,132	10,298	11,200	10,094	11,100
06-90.03-591111	SOFTBALL- COED LEAGUE WAGES					1,318	1,100
06-90.03-591112	SOFTBALL- MEN'S 16" LEAGUE WAGES	3,650	1,943	1,100	1,100	3,200	1,200
06-90.03-591113	SOFTBALL- MEN'S 12" LEAGUE WAGES	1,484				960	900
06-90.03-592111	SOFTBALL- COED LEAGUE SUPPLIES	115				600	600
06-90.03-592112	SOFTBALL- MEN'S 16" LEAGUE SUPPLI	2,803	1,818	2,685	2,685	3,211	2,800
06-90.03-592113	SOFTBALL- MEN'S 12" LEAGUE SUPPLI	2,661				1,793	1,750
06-90.03-592114	SOFTBALL FIELD SUPPLIES	1,183				3,500	3,500
06-90.03-595112	S/B MENS 16" CONTRACTUAL SERVICES	3,047	4,944	5,264	5,264	6,290	6,000
06-90.03-595113	S/B MENS 12" CONTRACTUAL SERVICES	1,001				2,040	2,040
PROGRAM EXPENSE		53,645	66,151	60,080	72,151	88,017	86,816
SALARIES							
06-90.03-511700	CONCESSION ATTENDANT WAGES		297	1,499	1,499	300	1,000
06-90.03-511900	RENTAL WAGES	517				300	300
SALARIES		517	297	1,499	1,499	600	1,300
CONTRACTUAL SERVICES							
06-90.03-520903	CONCESSION PERMIT FEES	255	500	508	508	500	508
06-90.03-521000	RETAILER'S OCCUPATION TAX	23	6	26	26	23	50
CONTRACTUAL SERVICES		278	506	534	534	523	558
MISCELLANEOUS EXPENSES							
06-90.03-522901	ATHLETIC FIELD MAINTENANCE-S/B CO		1,236			2,000	2,000
MISCELLANEOUS EXPENSES			1,236			2,000	2,000
MATERIALS AND SUPPLIES							
06-90.03-531100	VENDING SUPPLIES	473	218	(27)	(27)	150	150
06-90.03-531700	CONCESSION SUPPLIES	391	334	730	730	225	1,260
MATERIALS AND SUPPLIES		864	552	703	703	375	1,410

BUDGET REPORT FOR 3CA PARK DISTRICT
Fund: 06 RECREATION FUND
ATHLETICS & S/B COMPLEX
Calculations as of 04/30/2018

GL NUMBER	DESCRIPTION	2015-16 ACTIVITY	2016-17 ACTIVITY	2017-18 ACTIVITY THRU 04/30/18	2017-18 PROJECTED ACTIVITY	2017-18 AMENDED BUDGET	2018-19 SUPERVISOR BUDGET
APPROPRIATIONS							
UTILITIES							
06-90.03-540200	ELECTRIC	3,820	1,999	2,103	2,500	4,000	4,000
06-90.03-540300	WATER	382	573	577	650	6,500	5,000
UTILITIES		4,202	2,572	2,680	3,150	10,500	9,000
TOTAL APPROPRIATIONS		59,506	71,314	65,496	78,037	102,015	101,084
NET OF REVENUES/APPROPRIATIONS - FUND 06		43,535	59,944	78,181	65,517	53,190	54,236
	BEGINNING FUND BALANCE	754,467	859,394	796,393	796,393	796,393	861,910
	ENDING FUND BALANCE	798,002	919,338	874,574	861,910	849,583	916,146

Activity Account	GL Code	491 Revenue	591 Staff	592 Supplies	593 Training	595 Contracts	599 Assoc Fees	Net Profit	Revenue %
IBSL Revenue	026	$20,000	$1,000	$8,000		$2,800		$8,200	41%
IBSL Sponsorship	027	$5,500						$5,500	100%
Little Hoops	035	$3,800	$150	$575				$3,075	81%
Pee Wee T-Ball	029	$4,200		$1,100				$3,100	74%
Martial Arts	117	$5,000				$4,000		$1,000	20%
Golf	105	$820				$656		$164	20%
Soccer	110	$7,000	$840	$725				$5,435	78%
Soccer Uniform	128	$1,860		$1,860				$0	0%
U-6 Soccer	133	$2,200	$160	$700				$1,340	61%
Men's Basketball	102	$5,500	$1,600	$1,350				$2,550	46%
WIBA	103	$35,000	$2,800	$15,000				$17,200	49%
Travel WIBA	104	$14,000	$540	$8,900				$4,560	33%
Misc. Youth Sports	127	$19,000	$950			$11,100		$6,950	37%
Pee Wee Soccer	028	$2,200	$300	$320				$1,580	72%
Activity Totals	**Athletics**	**$126,080**	**$8,340**	**$38,530**	**$0**	**$18,556**	**$0**	**$60,654**	**711%**

TOTAL EXPENSE $65,426

Activity Account	GL Code	491 Revenue	591 Staff	592 Supplies	593 Training	594 Trans	595 Contracts	599 Assoc	Net Profit	Revenue %
Softball CoEd	111								$0	#DIV/0!
Softball 16"	112	$16,700	$1,200	$2,800			$6,000		$6,700	40%
Softball 12"	113	$7,100	$900	$1,750			$2,040		$2,410	34%
Field Supplies	114			$3,500					-$3,500	#DIV/0!
Activity Totals	**Softball**	**$23,800**	**$2,100**	**$8,050**	**$0**	**$0**	**$8,040**	**$0**	$5,610	24%

TOTAL EXPENSE $22,912

BUDGET REPORT FOR ITASCA PARK DISTRICT
Calculations as of 04/30/2018

GL NUMBER	DESCRIPTION	2015-16 ACTIVITY	2016-17 ACTIVITY	2017-18 ACTIVITY THRU 04/30/18	2017-18 AMENDED BUDGET	2017-18 PROJECTED ACTIVITY	2018-19 SUPERVISOR BUDGET	2018-19 EXECUTIVE DIRECTOR BUDGET	2018-19 BOARD BUDGET
ESTIMATED REVENUES									
Dept 30.03 - ATHLETICS									
06-30.03-491026	IBSL REVENUE		24,883.94	24,859.11	22,000.00	24,859.11	20,000.00		
06-30.03-491027	IBSL SPONSORSHIPS	200.00	5,500.00	6,100.00	5,800.00	5,500.00	5,500.00		
06-30.03-491028	PEE WEE SOCCER REVENUE	2,156.50	1,922.75	3,168.75	2,000.00	3,168.75	2,200.00		
06-30.03-491029	PEE WEE T-BALL REVENUE	3,040.24	3,471.75	4,653.33	3,700.00	4,653.33	4,200.00		
06-30.03-491035	LITTLE HOOPS REVENUE	4,472.00	3,944.50	3,645.00	4,200.00	3,645.00	3,800.00		
06-30.03-491102	BASKETBALL LEAGUE REVENUE				4,000.00		5,500.00		
06-30.03-491103	WIBA REVENUE	27,032.66	32,524.13	32,988.50	36,000.00	32,998.50	35,000.00		
06-30.03-491104	TRAVEL WIBA REVENUE	7,075.00	13,325.00	15,700.00	11,700.00	15,700.00	14,000.00		
06-30.03-491105	GOLF REVENUE		290.00	375.00	820.00	375.00	820.00		
06-30.03-491110	SOCCER REVENUE	6,503.23	4,901.30	7,061.38	5,580.00	7,061.38	7,000.00		
06-30.03-491117	MARTIAL ARTS	5,911.00	4,926.25	3,879.00	6,050.00	3,900.00	5,000.00		
06-30.03-491122	ADULT VOLLEYBALL LEAGUE REVENUE								
06-30.03-491127	MISC YOUTH SPORTS REVENUE	16,529.36	15,733.75	19,825.55	16,285.00	20,000.00	19,000.00		
06-30.03-491128	SOCCER UNIFORM REVENUE	3,142.00	1,357.00	1,791.00	2,270.00	1,800.00	1,800.00		
06-30.03-491133	U-6 SOCCER REVENUE	966.00	2,127.65	1,761.00	2,200.00	1,761.00	2,200.00		
Totals for dept 30.03 - ATHLETICS		77,027.99	114,908.02	125,807.62	122,605.00	125,422.07	126,020.00		
Dept 30.12 - SPECIAL EVENTS									
06-30.12-491511	3-ON-3 BBALL REVENUE	3,575.00	6,360.00	6,150.00	5,750.00	6,150.00	6,000.00		
Totals for dept 30.12 - SPECIAL EVENTS		3,575.00	6,360.00	6,150.00	5,750.00	6,150.00	6,000.00		
Dept 40.00 - RECREATION CENTER									
06-40.00-420300	OPEN GYM REVENUE	11,403.00	9,708.00	9,921.50	11,500.00	9,800.00	11,500.00		
Totals for dept 40.00 - RECREATION CENTER		11,403.00	9,708.00	9,921.50	11,500.00	9,800.00	11,500.00		
Dept 90.03 - SOFTBALL COMPLEX									
06-90.03-440500	S/B COMPLEX RENTAL REVENUE	4,292.00	623.00	767.50	2,500.00	767.50	1,500.00		
06-90.03-491111	SOFTBALL- COED LEAGUE REVENUE				2,800.00		2,400.00		
06-90.03-491112	SOFTBALL- MEN'S 16" LEAGUE REVENUE	13,210.00	15,500.00	15,700.00	19,100.00	15,700.00	16,700.00		
06-90.03-491113	SOFTBALL- MEN'S 12" LEAGUE REVENUE	7,610.00	(100.00)	100.00	7,100.00	100.00	7,100.00		
Totals for dept 90.03 - SOFTBALL COMPLEX		25,112.00	16,023.00	16,567.50	31,500.00	16,567.50	27,700.00		
TOTAL ESTIMATED REVENUES		117,117.99	146,999.02	158,446.62	171,355.00	157,939.57	171,220.00		

APPROPRIATIONS

Dept 30.03 - ATHLETICS							
06-30.03-591026	IBSL WAGES	94.50	691.70	973.76	1,500.00	974.00	1,000.00
06-30.03-591028	PEE WEE SOCCER WAGES	462.76	310.49	181.03	325.00	181.03	300.00
06-30.03-591029	PEE WEE T-BALL WAGES						
06-30.03-591035	LITTLE HOOPS SUPERVISOR WAGES	416.02	130.09	63.15	240.00	64.00	150.00
06-30.03-591102	BASKETBALL LEAGUE WAGES				2,600.00		1,600.00
06-30.03-591103	WIBA WAGES	1,671.70	2,583.32	1,772.49	3,640.00	1,772.49	2,800.00
06-30.03-591104	TRAVEL WIBA WAGES	434.05	530.71	595.73	540.00	595.73	540.00
06-30.03-591110	SOCCER WAGES	1,622.89	468.00		840.00	425.00	840.00
06-30.03-591122	ADULT VOLLEYBALL LEAGUE WAGES						
06-30.03-591127	MISC YOUTH SPORTS WAGES	750.00	350.00	828.50	625.00	828.50	950.00
06-30.03-591133	U-6 SOCCER WAGES	90.00			160.00		160.00
06-30.03-592026	IBSL SUPPLIES		10,706.96	9,762.39	9,500.00	9,762.39	8,000.00
06-30.03-592028	PEE WEE SOCCER SUPPLIES	144.00	209.40	250.75	280.00	250.75	320.00
06-30.03-592029	PEE WEE T-BALL SUPPLIES	772.60	897.44	1,010.34	960.00	1,010.34	1,100.00
06-30.03-592035	LITTLE HOOPS SUPPLIES	605.10	442.57	692.48	630.00	692.48	575.00
06-30.03-592102	BASKETBALL LEAGUE SUPPLIES				400.00		1,350.00
06-30.03-592103	WIBA SUPPLIES	9,822.05	13,541.71	9,476.99	15,000.00	14,000.00	15,000.00
06-30.03-592104	TRAVEL WIBA SUPPLIES	4,347.98	7,750.74	3,620.11	3,600.00	9,600.00	8,900.00
06-30.03-592110	SOCCER SUPPLIES	649.71	283.50	651.25	650.00	651.25	725.00
06-30.03-592122	ADULT VOLLEYBALL SUPPLIES						
06-30.03-592125	TRAVEL SOCCER EQUIP & SUPPLIES						
06-30.03-592127	MISC YOUTH SPORTS SUPPLIES						
06-30.03-592128	SOCCER UNIFORMS	1,466.48	1,001.76	1,591.05	2,065.00	1,591.05	1,860.00
06-30.03-592133	U-6 SOCCER SUPPLIES		990.50	564.40	720.00	564.40	700.00
06-30.03-593110	ATHLETIC FIELD MAINTENANCE	993.67	746.29	1,248.45	1,500.00	1,248.45	1,500.00
06-30.03-595026	IBSL CONTRACTUAL EXPENDITURES		2,820.00	3,278.00	3,740.00	3,278.00	2,800.00
06-30.03-595028	PEE-WEE SOCCER CONTRACTUAL						
06-30.03-595029	PEE-WEE T-BALL CONTRACTUAL						
06-30.03-595035	LITTLE HOOPS CONTRACTUAL						
06-30.03-595105	GOLF CONTRACTUAL SERVICES		224.00		656.00	240.00	656.00
06-30.03-595117	MARTIAL ARTS CONTRACTUAL EXPENSES	4,328.80	4,634.00	4,173.60	4,840.00	4,173.60	4,000.00
06-30.03-595127	MISC YOUTH SPORTS CONTRACTUAL EXPEN	9,027.34	8,132.25	10,297.60	10,094.00	11,200.00	11,100.00
Totals for dept 30.03 - ATHLETICS		37,699.65	57,445.43	51,032.07	65,105.00	63,103.46	66,926.00
Dept 30.12 - SPECIAL EVENTS							
06-30.12-591511	3-ON-3 BBALL WAGES	677.50	623.00	474.04	630.00	474.04	630.00
06-30.12-592511	3 ON 3 BBALL SUPPLIES/EXPENSES	15.88	378.33	2,407.17	2,810.00	2,407.17	3,000.00
06-30.12-595511	3-ON-3 BBALL CONTRACTUAL EXPENSES	4,031.04	2,611.44				
Totals for dept 30.12 - SPECIAL EVENTS		4,724.42	3,612.77	2,881.21	3,440.00	2,881.21	3,630.00
Dept 40.00 - RECREATION CENTER							
06-40.00-510201	OPEN GYM WAGES P/T	317.87	324.19	1,747.15	540.00	2,000.00	1,200.00
06-40.00-511700	CONCESSION ATTENDANT WAGES	214.51	332.55	117.75	250.00	117.75	300.00
06-40.00-511900	RENTAL WAGES			94.35	3,500.00	94.35	3,500.00
06-40.00-520903	CONCESSION PERMIT FEES	350.00	225.00	228.00	350.00	228.00	300.00
06-40.00-521000	RETAILER'S OCCUPATION TAX	200.00	132.00	131.00	200.00	131.00	200.00
06-40.00-531100	VENDING SUPPLIES	3,431.25	4,155.14	4,590.53	4,500.00	4,590.53	4,500.00
06-40.00-531700	CONCESSION SUPPLIES	273.91	816.42	256.76	450.00	256.76	450.00
Totals for dept 40.00 - RECREATION CENTER		4,787.54	5,985.30	7,165.54	9,790.00	7,418.39	10,450.00
Dept 90.03 - SOFTBALL COMPLEX							
06-90.03-511700	CONCESSION ATTENDANT WAGES		296.81	1,499.29	300.00	1,499.29	1,000.00

06-90.03-511900	RENTAL WAGES	517.42			300.00		300.00
06-90.03-520903	CONCESSION PERMIT FEES	255.00	500.00	508.00	500.00	508.00	508.00
06-90.03-521000	RETAILER'S OCCUPATION TAX	23.00	6.00	26.00	23.00	26.00	50.00
06-90.03-522901	ATHLETIC FIELD MAINTENANCE-S/B COMPLEX		1,235.55		2,000.00		2,000.00
06-90.03-531100	VENDING SUPPLIES	473.06	218.22	(27.00)	150.00	(27.00)	150.00
06-90.03-531700	CONCESSION SUPPLIES	390.75	333.89	730.18	225.00	730.18	1,260.00
06-90.03-591111	SOFTBALL- COED LEAGUE WAGES				1,318.00		1,100.00
06-90.03-591112	SOFTBALL- MEN'S 16" LEAGUE WAGES	3,649.72	1,943.10	1,100.00	3,200.00	1,100.00	1,200.00
06-90.03-591113	SOFTBALL- MEN'S 12" LEAGUE WAGES	1,484.19			960.00		900.00
06-90.03-592111	SOFTBALL- COED LEAGUE SUPPLIES	114.59			600.00		600.00
06-90.03-592112	SOFTBALL- MEN'S 16" LEAGUE SUPPLIES	2,802.50	1,817.78	3,684.50	3,211.00	2,684.50	2,800.00
06-90.03-592113	SOFTBALL- MEN'S 12" LEAGUE SUPPLIES	2,661.00			1,793.00		1,750.00
06-90.03-592114	SOFTBALL FIELD SUPPLIES	1,183.27			3,500.00		3,500.00
06-90.03-595112	S/B MENS 16" CONTRACTUAL SERVICES	3,047.00	4,944.00	5,264.00	6,290.00	5,264.00	6,000.00
06-90.03-595113	S/B MENS 12" CONTRACTUAL SERVICES	1,001.00			2,040.00		2,040.00
06-90.03-599112	SOFTBALL- MEN'S 16" LEAGUE ASSN FEES						
06-90.03-599113	SOFTBALL- MEN'S 12" LEAGUE ASSN FEES						
Totals for dept 90.03 - SOFTBALL COMPLEX		17,602.50	11,295.35	12,784.97	26,410.00	11,784.97	25,158.00
TOTAL APPROPRIATIONS		64,814.11	78,338.85	73,863.79	104,745.00	85,188.03	106,164.00

04/02/2018

BUDGET REPORT FOR ITASCA PARK DISTRICT
Calculations as of 04/30/2018

GL NUMBER	DESCRIPTION	2016-17 ACTIVITY	2017-18 AMENDED BUDGET	2017-18 ACTIVITY THRU 04/30/18	2017-18 PROJECTED ACTIVITY	2018-19 SUPERVISOR BUDGET
ESTIMATED REVENUES						
06-30.03-491026	IBSL REVENUE	24,884	22,000	24,859	24,859	20,000
TOTAL ESTIMATED REVENUES		24,884	22,000	24,859	24,859	20,000
APPROPRIATIONS						
06-30.03-591026	IBSL WAGES	692	1,500	974	974	1,000
06-30.03-592026	IBSL SUPPLIES	10,707	9,500	9,762	9,762	8,000
06-30.03-595026	IBSL CONTRACTUAL EXPENDITURES	2,820	3,740	3,278	3,278	2,800
TOTAL APPROPRIATIONS		14,219	14,740	14,014	14,014	11,800
Total Income (loss)		10,665	7,260	10,845	10,845	8,200
% Of Profit		42.86%	33.00%	43.63%	43.63%	41.00%

12/07/2017

BUDGET REPORT FOR ITASCA PARK DISTRICT
Calculations as of 04/30/2018

GL NUMBER	DESCRIPTION	2016-17 ACTIVITY	2017-18 AMENDED BUDGET	2017-18 ACTIVITY THRU 04/30/18	2017-18 PROJECTED ACTIVITY	2018-19 SUPERVISOR BUDGET
ESTIMATED REVENUES						
06-30.03-491027	IBSL SPONSORSHIPS	5,500	5,800	5,800	5,800	5,500
TOTAL ESTIMATED REVENUES		5,500	5,800	5,800	5,800	5,500
Total Income (loss)		0	0	0	0	0
% of Profit		100.00%	100.00%	100.00%	100.00%	100.00%

12/07/2017

BUDGET REPORT FOR ITASCA PARK DISTRICT
Calculations as of 04/30/2018

GL NUMBER	DESCRIPTION	2015-16 ACTIVITY	2016-17 ACTIVITY	2017-18 AMENDED BUDGET	2017-18 ACTIVITY THRU 04/30/18	2017-18 PROJECTED ACTIVITY	2018-19 SUPERVISOR BUDGET
ESTIMATED REVENUES							
06-30.03-491028	PEE WEE SOCCER REVENUE	2,157	1,923	2,000	3,169	3,169	2,200
TOTAL ESTIMATED REVENUES		2,157	1,923	2,000	3,169	3,169	2,200
APPROPRIATIONS							
06-30.03-591028	PEE WEE SOCCER WAGES	463	310	325	181	181	300
06-30.03-592028	PEE WEE SOCCER SUPPLIES	144	209	280	251	251	320
06-30.03-595028	PEE-WEE SOCCER CONTRACTUAL						
TOTAL APPROPRIATIONS		607	519	605	338	338	620
Total Income (loss)		1,550	1,404	1,395	2,831	2,831	1,580
% of Profit		71.86%	73.01%	69.75%	89.33%	89.33%	71.82%

04/02/2018

BUDGET REPORT FOR ITASCA PARK DISTRICT
Calculations as of 04/30/2018

GL NUMBER	DESCRIPTION	2015-16 ACTIVITY	2016-17 ACTIVITY	2017-18 AMENDED BUDGET	2017-18 ACTIVITY THRU 04/30/18	2017-18 PROJECTED ACTIVITY	2018-19 SUPERVISOR BUDGET
ESTIMATED REVENUES							
06-30.03-491029	PEE WEE T-BALL REVENUE	3,040	3,472	3,700	4,653	4,653	4,200
TOTAL ESTIMATED REVENUES		3,040	3,472	3,700	4,653	4,653	4,200
APPROPRIATIONS							
06-30.03-591029	PEE WEE T-BALL WAGES						
06-30.03-592029	PEE WEE T-BALL SUPPLIES						
06-30.03-595029	PEE-WEE T-BALL CONTRACTUAL	773	897	960	1,010	1,010	1,100
TOTAL APPROPRIATIONS		773	897	960	1,010	1,010	1,100
Total Income (loss)		2,267	2,575	2,740	3,643	3,643	3,100
% Of Profit		74.57%	74.16%	74.05%	78.30%	78.30%	73.81%

04/02/2018

BUDGET REPORT FOR ITASCA PARK DISTRICT
Calculations as of 04/30/2018

GL NUMBER	DESCRIPTION	2015-16 ACTIVITY	2016-17 ACTIVITY	2017-18 AMENDED BUDGET	2017-18 ACTIVITY THRU 04/30/18	2017-18 PROJECTED ACTIVITY	2018-19 SUPERVISOR BUDGET
ESTIMATED REVENUES							
06-30.03-491035	LITTLE HOOPS REVENUE	4,472	3,945	4,200	3,645	3,645	3,800
TOTAL ESTIMATED REVENUES		4,472	3,945	4,200	3,645	3,645	3,800
APPROPRIATIONS							
06-30.03-591035	LITTLE HOOPS SUPERVISOR WAGES	416	130	240	63	63	150
06-30.03-592035	LITTLE HOOPS SUPPLIES	605	443	630	692	692	575
06-30.03-595035	LITTLE HOOPS CONTRACTUAL						
TOTAL APPROPRIATIONS		1,021	573	870	756	756	725
Total Income (loss)		3,451	3,372	3,330	2,889	2,889	3,075
% Of Profit		77.17%	85.48%	79.29%	79.27%	79.27%	80.92%

12/08/2017

BUDGET REPORT FOR ITASCA PARK DISTRICT
Calculations as of 04/30/2018

GL NUMBER	DESCRIPTION	2016-17 ACTIVITY	2017-18 AMENDED BUDGET	2017-18 ACTIVITY THRU 04/30/18	2017-18 PROJECTED ACTIVITY	2018-19 SUPERVISOR BUDGET
ESTIMATED REVENUES						
06-30.03-491102	HIGH SCHOOL BASKETBALL LEAGUE REVENUE	0	4,000	0	0	7,360
TOTAL ESTIMATED REVENUES		0	4,000	0	0	7,360
APPROPRIATIONS						
06-30.03-591102	HIGH SCHOOL BASKETBALL LEAGUE WAGES	0	2,600	0	0	2,800
06-30.03-592102	HIGH SCHOOL BASKETBALL SUPPLIES	0	400	0	0	1,350
TOTAL APPROPRIATIONS		0	3,000	0	0	4,150
Total Income (loss)		0	1,000	0	0	3,210
% of Profit		0.00%	25.00%	0.00%	0.00%	43.61%

04/03/2018

BUDGET REPORT FOR ITASCA PARK DISTRICT
Calculations as of 04/30/2018

GL NUMBER	DESCRIPTION	2015-16 ACTIVITY	2016-17 ACTIVITY	2017-18 AMENDED BUDGET	2017-18 ACTIVITY THRU 04/30/18	2017-18 PROJECTED ACTIVITY	2018-19 SUPERVISOR BUDGET
ESTIMATED REVENUES							
06-30.03-491103	WIBA REVENUE	27,033	32,524	36,000	32,989	32,989	35,000
TOTAL ESTIMATED REVENUES		27,033	32,524	36,000	32,989	32,989	35,000
APPROPRIATIONS							
06-30.03-591103	WIBA WAGES	1,672	2,583	3,640	1,772	1,772	2,800
06-30.03-592103	WIBA SUPPLIES	9,822	13,542	15,000	9,477	14,000	15,000
TOTAL APPROPRIATIONS		11,494	16,125	18,640	11,249	15,772	17,800
Total Income (loss)		15,539	16,399	17,360	21,740	17,217	17,200
% Of Profit		57.48%	50.42%	48.22%	65.90%	52.19%	49.14%

04/03/2018

BUDGET REPORT FOR ITASCA PARK DISTRICT
Calculations as of 04/30/2018

GL NUMBER	DESCRIPTION	2015-16 ACTIVITY	2016-17 ACTIVITY	2017-18 AMENDED BUDGET	2017-18 ACTIVITY THRU 04/30/18	2017-18 PROJECTED ACTIVITY	2018-19 SUPERVISOR BUDGET
ESTIMATED REVENUES							
06-30.03-491104	TRAVEL WIBA REVENUE	7,075	13,325	11,700	15,700	15,700	14,000
TOTAL ESTIMATED REVENUES		7,075	13,325	11,700	15,700	15,700	14,000
APPROPRIATIONS							
06-30.03-591104	TRAVEL WIBA WAGES	434	531	540	596	596	540
06-30.03-592104	TRAVEL WIBA SUPPLIES	4,348	7,751	3,600	3,620	9,600	8,900
TOTAL APPROPRIATIONS		4,782	8,282	4,140	4,216	10,196	9,440
Total Income (loss)		2,293	5,043	7,560	11,484	5,504	4,560
% Of Profit		32.41%	37.85%	64.62%	73.15%	35.06%	32.57%

12/08/2017

BUDGET REPORT FOR ITASCA PARK DISTRICT
Calculations as of 04/30/2018

GL NUMBER	DESCRIPTION	2016-17 ACTIVITY	2017-18 AMENDED BUDGET	2017-18 ACTIVITY THRU 04/30/18	2017-18 PROJECTED ACTIVITY	2018-19 SUPERVISOR BUDGET
ESTIMATED REVENUES						
06-30.03-491105	GOLF REVENUE	290	820	375	375	820
TOTAL ESTIMATED REVENUES		290	820	375	375	820
APPROPRIATIONS						
06-30.03-595105	GOLF CONTRACTUAL SERVICES	224	656	240	240	656
TOTAL APPROPRIATIONS		224	656	240	240	656
Total Income (loss)		66	164	135	135	164
% of Profit		22.76%	20.00%	36.00%	36.00%	20.00%

04/03/2018

BUDGET REPORT FOR ITASCA PARK DISTRICT
Calculations as of 04/30/2018

GL NUMBER	DESCRIPTION	2015-16 ACTIVITY	2016-17 ACTIVITY	2017-18 AMENDED BUDGET	2017-18 ACTIVITY THRU 04/30/18	2017-18 PROJECTED ACTIVITY	2018-19 SUPERVISOR BUDGET
ESTIMATED REVENUES							
06-30.03-491110	SOCCER REVENUE	6,503	4,901	5,580	7,061	7,061	7,000
TOTAL ESTIMATED REVENUES		6,503	4,901	5,580	7,061	7,061	7,000
APPROPRIATIONS							
06-30.03-591110	SOCCER WAGES	1,623	468	840			840
06-30.03-592110	SOCCER SUPPLIES	650	284	650	651	651	725
TOTAL APPROPRIATIONS		2,273	752	1,490	651	651	1,565
Total Income (loss)		4,230	4,149	4,090	6,410	6,410	5,435
% OF Profit		65.05%	84.66%	73.30%	90.78%	90.78%	77.64%

04/03/2018 BUDGET REPORT FOR ITASCA PARK DISTRICT
Calculations as of 04/30/2018

GL NUMBER	DESCRIPTION	2015-16 ACTIVITY	2016-17 ACTIVITY	2017-18 AMENDED BUDGET	2017-18 ACTIVITY THRU 04/30/18	2017-18 PROJECTED ACTIVITY	2018-19 SUPERVISOR BUDGET
ESTIMATED REVENUES							
06-30.03-491117	MARTIAL ARTS	5,911	4,926	6,050	3,879	3,879	5,000
TOTAL ESTIMATED REVENUES		5,911	4,926	6,050	3,879	3,879	5,000
APPROPRIATIONS							
06-30.03-595117	MARTIAL ARTS CONTRACTUAL EXPENSES	4,329	4,634	4,840	4,173	4,173	4,000
TOTAL APPROPRIATIONS		4,329	4,634	4,840	4,173	4,173	4,000
Total Income (loss)		1,582	292	1,210	(294)	(294)	1,000
% Of Profit		26.76%	5.93%	20.00%	-7.58%	-7.58%	20.00%

04/03/2018

BUDGET REPORT FOR ITASCA PARK DISTRICT
Calculations as of 04/30/2018

GL NUMBER	DESCRIPTION	2015-16 ACTIVITY	2016-17 ACTIVITY	2017-18 AMENDED BUDGET	2017-18 ACTIVITY THRU 04/30/18	2017-18 PROJECTED ACTIVITY	2018-19 SUPERVISOR BUDGET
ESTIMATED REVENUES							
06-30.03-491127	MISC YOUTH SPORTS REVENUE	16,529	15,734	16,285	19,826	19,826	19,000
TOTAL ESTIMATED REVENUES		16,529	15,734	16,285	19,826	19,826	19,000
APPROPRIATIONS							
06-30.03-591127	MISC YOUTH SPORTS WAGES	750	350	625	829	829	950
06-30.03-592127	MISC YOUTH SPORTS SUPPLIES	9,027	8,132	10,094	10,298	10,298	11,100
06-30.03-595127	MISC YOUTH SPORTS CONTRACTUAL EXPEN	9,777	8,482	10,719	10,298	10,298	12,050
TOTAL APPROPRIATIONS							
Total Income (loss)		6,752	7,252	5,566	9,528	9,528	6,950
% Of Profit		40.85%	46.09%	34.18%	48.06%	48.06%	36.58%

01/16/2018

BUDGET REPORT FOR ITASCA PARK DISTRICT
Calculations as of 04/30/2018

GL NUMBER	DESCRIPTION	2016-17 ACTIVITY	2017-18 AMENDED BUDGET	2017-18 ACTIVITY THRU 04/30/18	2017-18 PROJECTED ACTIVITY	2018-19 SUPERVISOR BUDGET
ESTIMATED REVENUES						
06-30.03-491128	SOCCER UNIFORM REVENUE	1,357	2,270	1,791	1,791	2,250
TOTAL ESTIMATED REVENUES		1,357	2,270	1,791	1,791	2,250
APPROPRIATIONS						
06-30.03-592128	SOCCER UNIFORMS	1,002	2,065	1,592	1,592	1,860
TOTAL APPROPRIATIONS		1,002	2,065	1,592	1,592	1,860
Total Income (loss)		355	205	199	199	390
% Of Profit		26.16%	9.03%	11.11%	11.11%	17.33%

04/03/2018 BUDGET REPORT FOR ITASCA PARK DISTRICT
Calculations as of 04/30/2018

GL NUMBER	DESCRIPTION	2015-16 ACTIVITY	2016-17 ACTIVITY	2017-18 AMENDED BUDGET	2017-18 ACTIVITY THRU 04/30/18	2017-18 PROJECTED ACTIVITY	2018-19 SUPERVISOR BUDGET
ESTIMATED REVENUES							
06-30.03-491133	U-6 SOCCER REVENUE	966	2,128	2,200	1,761	1,761	2,200
TOTAL ESTIMATED REVENUES		966	2,128	2,200	1,761	1,761	2,200
APPROPRIATIONS							
06-30.03-591133	U-6 SOCCER WAGES	90		160			160
06-30.03-592133	U-6 SOCCER SUPPLIES		991	720	564	564	700
TOTAL APPROPRIATIONS		90	991	880	564	564	860
Total Income (loss)		876	1,137	1,320	1,197	1,197	1,340
% Of Profit		90.68%	53.43%	60.00%	67.97%	67.97%	60.91%

04/03/2018

BUDGET REPORT FOR ITASCA PARK DISTRICT
Calculations as of 04/30/2018

GL NUMBER	DESCRIPTION	2015-16 ACTIVITY	2016-17 ACTIVITY	2017-18 AMENDED BUDGET	2017-18 ACTIVITY THRU 04/30/18	2017-18 PROJECTED ACTIVITY	2018-19 SUPERVISOR BUDGET
ESTIMATED REVENUES							
06-90.03-440500	S/B COMPLEX RENTAL REVENUE	4,292	623	2,500	768	768	1,500
TOTAL ESTIMATED REVENUES		4,292	623	2,500	768	768	1,500
APPROPRIATIONS							
06-90.03-511900	RENTAL WAGES	517		300			300
06-90.03-522900	MISC RENTAL EXPENSES						
TOTAL APPROPRIATIONS		517		300			300
Total Income (loss)		3,775	623	2,200	768	768	1,200
% Of Profit		87.95%	100.00%	88.00%	100.00%	100.00%	80.00%

01/17/2018

BUDGET REPORT FOR ITASCA PARK DISTRICT
Calculations as of 04/30/2018

GL NUMBER	DESCRIPTION	2016-17 ACTIVITY	2017-18 AMENDED BUDGET	2017-18 ACTIVITY THRU 04/30/18	2017-18 PROJECTED ACTIVITY	2018-19 SUPERVISOR BUDGET
ESTIMATED REVENUES						
06-90.03-450700	CONCESSION REVENUE	270	850	1,564	1,564	2,500
TOTAL ESTIMATED REVENUES		270	850	1,564	1,564	2,500
APPROPRIATIONS						
06-90.03-511700	CONCESSION ATTENDANT WAGES	297	300	1,499	1,499	1,000
06-90.03-520903	CONCESSION PERMIT FEES	500	500	508	508	508
06-90.03-521000	RETAILER'S OCCUPATION TAX	6	23	26	26	26
06-90.03-531100	VENDING SUPPLIES	218	150	(27)	(27)	250
06-90.03-531700	CONCESSION SUPPLIES	334	225	730	730	1,260
TOTAL APPROPRIATIONS		1,355	1,198	2,736	2,736	3,044
Total Income (loss)		(1,085)	(348)	(1,172)	(1,172)	(544)
% Of Profit		-401.85%	-40.94%	-74.94%	-74.94%	-21.76%

04/16/2018

BUDGET REPORT FOR ITASCA PARK DISTRICT
Calculations as of 04/30/2018

GL NUMBER	DESCRIPTION	2015-16 ACTIVITY	2016-17 ACTIVITY	2017-18 AMENDED BUDGET	2017-18 ACTIVITY THRU 04/30/18	2018-19 ACTIVITY	2018-19 SUPERVISOR BUDGET
ESTIMATED REVENUES							
06-90.03-491111	SOFTBALL- COED LEAGUE REVENUE			2,800			2,400
TOTAL ESTIMATED REVENUES				2,800			2,400
APPROPRIATIONS							
06-90.03-591111	SOFTBALL- COED LEAGUE WAGES			1,318			1,100
06-90.03-592111	SOFTBALL- COED LEAGUE SUPPLIES			600			600
TOTAL APPROPRIATIONS				1,918			1,700
Income (loss)				882			700
% Of Profit				31.50%			29.17%

04/03/2018

BUDGET REPORT FOR ITASCA PARK DISTRICT
Calculations as of 04/30/2018

GL NUMBER	DESCRIPTION	2015-16 ACTIVITY	2016-17 ACTIVITY	2017-18 AMENDED BUDGET	2017-18 ACTIVITY THRU 04/30/18	2017-18 PROJECTED ACTIVITY	2018-19 SUPERVISOR BUDGET
ESTIMATED REVENUES							
06-90.03-491112	SOFTBALL- MEN'S 16" LEAGUE REVENUE	13,210	15,500	19,100	15,700	15,700	16,700
TOTAL ESTIMATED REVENUES		13,210	15,500	19,100	15,700	15,700	16,700
APPROPRIATIONS							
06-90.03-591112	SOFTBALL- MEN'S 16" LEAGUE WAGES	3,650	1,943	3,200	1,100	1,100	1,200
06-90.03-592112	SOFTBALL- MEN'S 16" LEAGUE SUPPLIES	2,803	1,818	3,211	2,685	2,685	2,800
06-90.03-595112	S/B MENS 16" CONTRACTUAL SERVICES	3,047	4,944	6,290	5,264	5,264	6,000
06-90.03-599112	SOFTBALL- MEN'S 16" LEAGUE ASSN FEES						
TOTAL APPROPRIATIONS		9,500	8,705	12,701	9,049	9,049	10,000
Total Income (loss)		3,710	6,795	6,399	6,651	6,651	6,700
% Of Profit		28.08%	43.84%	33.50%	42.36%	42.36%	40.12%

01/17/2018

BUDGET REPORT FOR ITASCA PARK DISTRICT
Calculations as of 04/30/2018

GL NUMBER	DESCRIPTION	2016-17 ACTIVITY	2017-18 AMENDED BUDGET	2017-18 ACTIVITY THRU 04/30/18	2017-18 PROJECTED ACTIVITY	2018-19 SUPERVISOR BUDGET
ESTIMATED REVENUES						
06-90.03-491113	SOFTBALL- MEN'S 12" LEAGUE REVENUE		7,100			7,100
TOTAL ESTIMATED REVENUES			7,100			7,100
APPROPRIATIONS						
06-90.03-591113	SOFTBALL- MEN'S 12" LEAGUE WAGES		960			900
06-90.03-592113	SOFTBALL- MEN'S 12" LEAGUE SUPPLIES		1,793			1,750
06-90.03-595113	S/B MENS 12" CONTRACTUAL SERVICES		2,040			2,040
06-90.03-599113	SOFTBALL- MEN'S 12" LEAGUE ASSN FEES					
TOTAL APPROPRIATIONS			4,793			4,690
Total Income (loss)			2,307			2,410
% Of Profit			32.49%			33.94%

CAMPS

Activity Account	GL Code	491 Revenue	591 Staff	592 Supplies	593 Training	594 Trans	595 Contracts	Net Profit	Revenue %
Camp Adventure Enroll	350	$81,300	$29,401	$2,960	$2,040	$2,250	$4,500	$40,149	49%
Activity Totals	**Youth & Day Camp**	**$81,300**	**$29,401**	**$2,960**	**$2,040**	**$2,250**	**$4,500**	**$40,149**	49%

TOTAL EXPENSE $41,151

04/16/2018

BUDGET REPORT FOR ITASCA PARK DISTRICT
Calculations as of 04/30/2018

GL NUMBER	DESCRIPTION	2015-16 ACTIVITY	2016-17 ACTIVITY	2017-18 AMENDED BUDGET	2017-18 ACTIVITY THRU 04/30/18	2017-18 PROJECTED ACTIVITY	2018-19 SUPERVISOR BUDGET
ESTIMATED REVENUES							
06-30.08-491350	CAMP ADVENTURE REVENUE	$50,931.00	$59,823.00	$61,260.00	$79,998.00	$79,998.00	$81,300.00
TOTAL ESTIMATED REVENUES		$50,931.00	$59,823.00	$61,260.00	$79,998.00	$79,998.00	$81,300.00
APPROPRIATIONS							
06-30.08-591350	CAMP ADVENTURE WAGES	$17,726.00	$21,601.00	$21,043.00	$28,661.00	$28,908.00	$29,401.00
06-30.08-592350	CAMP ADVENTURE-SUPPLIES	$1,228.00	$1,543.00	$1,595.00	$1,709.00	$1,710.00	$2,960.00
06-30.08-593350	CAMP ADVENTURE-TRAINING	$800.00	$1,034.00	$1,122.00	$155.00	$155.00	$2,040.00
06-30.08-594350	CAMP ADVENTURE TRANSPORTATION EXPEI	$1,525.00	$1,768.00	$1,800.00	$3,246.00	$3,246.00	$2,250.00
06-30.08-595350	CAMP ADVENTURE CONTRACTUAL EXPENSE	$2,416.00	$3,335.00	$3,400.00	$4,005.00	$4,005.00	$4,500.00
TOTAL APPROPRIATIONS		$23,695.00	$29,281.00	$28,960.00	$37,776.00	$38,024.00	$41,151.00
Net Income (Loss)		$27,236.00	$30,542.00	$32,300.00	$42,222.00	$41,974.00	$40,149.00
% Profit		53.48%	51.05%	52.73%	47.22%	52.47%	49.38%

DANCE

Activity Account	GL Code	491 Revenue	591 Staff	592 Supplies	593 Training	595 Contracts	599 Assoc Fees	Net Profit	Revenue %
Dance Classes	250	$62,378	$12,274	$300				$49,804	80%
Dance Costumes	254	$8,540		$7,700				$840	10%
Dance Team Costumes	253	$9,900		$9,300				$600	6%
Dance Team Enrollment	251	$21,350	$5,824	$1,800				$13,726	64%
Dance Recital	257	$6,190	$813	$200		$2,300		$2,877	46%
Dance Team Sponsorship	252	$2,000						$2,000	100%
Dance Team Competition	258	$32,700				$32,700		$0	0%
Activity Totals	**Dance**	**$143,058**	**$18,911**	**$19,300**	**$0**	**$35,000**	**$0**	**$69,847**	49%

TOTAL EXPENSE $73,211

04/16/2018 BUDGET REPORT FOR ITASCA PARK DISTRICT
Calculations as of 04/30/2018

GL NUMBER	DESCRIPTION	2015-16 ACTIVITY	2016-17 ACTIVITY	2017-18 AMENDED BUDGET	2017-18 ACTIVITY THRU 04/30/18	2017-18 PROJECTED ACTIVITY	2018-19 SUPERVISOR BUDGET
ESTIMATED REVENUES							
06-30.05-491250	DANCE CLASS REVENUE	46,804	57,273	55,319	61,139	61,500	62,378
06-30.05-491251	DANCE TEAM ENROLLMENT REVENUE	18,842	18,175	18,852	20,124	20,500	21,350
06-30.05-491252	DANCE TEAM SPONSORSHIP REVENUE		3,265	2,000	1,600	1,600	2,000
06-30.05-491253	DANCE TEAM COSTUME COLLECTIONS	8,638	6,347	6,900	8,912	8,912	9,900
06-30.05-491254	DANCE CLASS COSTUME COLLECTIONS	7,014	6,995	7,800	8,196	8,196	8,540
06-30.05-491257	DANCE RECITAL-TICKETS	6,115	6,140	6,190	7,276	7,276	6,190
06-30.05-491258	DANCE TEAM COMPETITION REVENUE	23,148	20,342	26,700	29,747	31,900	32,700
TOTAL ESTIMATED REVENUES		110,561	118,537	123,761	136,994	139,884	143,058
APPROPRIATIONS							
06-30.05-591250	DANCE CLASS WAGES	11,215	9,394	11,607	10,290	11,110	12,274
06-30.05-591251	DANCE TEAM WAGES	3,914	5,663	5,762	6,072	6,750	5,824
06-30.05-591257	DANCE RECITAL WAGES	684	536	805	667	667	813
06-30.05-592250	DANCE CLASS SUPPLIES	81	191	200	60	150	300
06-30.05-592251	DANCE TEAM SUPPLIES	104	63	200	359	359	1,800
06-30.05-592253	DANCE TEAM COSTUMES	8,167	6,506	6,300	9,235	8,915	9,300
06-30.05-592254	DANCE CLASS COSTUMES	6,375	6,483	6,900	4,088	7,190	7,700
06-30.05-592257	DANCE RECITAL SUPPLIES	168	175	200	210	210	200
06-30.05-595257	DANCE RECITAL FACILITY RENTAL	1,764	2,175	2,300	2,304	2,304	2,300
06-30.05-595258	DANCE COMP ENTRY FEES	23,019	21,578	26,700	31,862	31,900	32,700
TOTAL APPROPRIATIONS		55,491	52,764	60,974	65,147	69,555	73,211
Net Income (Loss)		$55,070.00	$65,773.00	$62,787.00	$71,847.00	$70,329.00	$69,847.00
% Profit		49.81%	55.49%	50.73%	52.45%	50.28%	48.82%

04/16/2018

BUDGET REPORT FOR ITASCA PARK DISTRICT
Calculations as of 04/30/2018

GL NUMBER	DESCRIPTION	2015-16 ACTIVITY	2016-17 ACTIVITY	2017-18 AMENDED BUDGET	2017-18 ACTIVITY THRU 04/30/18	2017-18 PROJECTED ACTIVITY	2018-19 SUPERVISOR BUDGET
ESTIMATED REVENUES							
06-30.05-491254	DANCE CLASS COSTUME COLLECTIONS	$7,014.00	$6,995.00	$7,800.00	$8,196.00	$8,196.00	$8,540.00
TOTAL ESTIMATED REVENUES		$7,014.00	$6,995.00	$7,800.00	$8,196.00	$8,196.00	$8,540.00
APPROPRIATIONS							
06-30.05-592254	DANCE CLASS COSTUMES	$6,375.00	$6,483.00	$6,900.00	$4,088.00	$7,190.00	$7,700.00
TOTAL APPROPRIATIONS		$6,375.00	$6,483.00	$6,900.00	$4,088.00	$7,190.00	$7,700.00
Net Income (Loss)		$639.00	$512.00	$900.00	$4,108.00	$1,006.00	$840.00
% Profit		9.11%	7.32%	11.54%	50.12%	12.27%	9.84%

04/16/2018 BUDGET REPORT FOR ITASCA PARK DISTRICT
Calculations as of 04/30/2018

GL NUMBER	DESCRIPTION	2015-16 ACTIVITY	2016-17 ACTIVITY	2017-18 AMENDED BUDGET	2017-18 ACTIVITY THRU 04/30/18	2017-18 PROJECTED ACTIVITY	2018-19 SUPERVISOR BUDGET
ESTIMATED REVENUES							
06-30.05-491250	DANCE CLASS REVENUE	$46,804.00	$57,273.00	$55,319.00	$61,139.00	$61,500.00	$62,378.00
TOTAL ESTIMATED REVENUES		$46,804.00	$57,273.00	$55,319.00	$61,139.00	$61,500.00	$62,378.00
APPROPRIATIONS							
06-30.05-591250	DANCE CLASS WAGES	$11,215.00	$9,394.00	$11,607.00	$10,290.00	$11,110.00	$12,274.00
06-30.05-592250	DANCE CLASS SUPPLIES	$81.00	$191.00	$200.00	$60.00	$150.00	$300.00
TOTAL APPROPRIATIONS		$11,296.00	$9,585.00	$11,807.00	$10,350.00	$11,260.00	$12,574.00
Net Income (Loss)		$35,508.00	$47,688.00	$43,512.00	$50,789.00	$50,240.00	$49,804.00
% Profit		75.87%	83.26%	78.66%	83.07%	81.69%	79.84%

04/16/2018

BUDGET REPORT FOR ITASCA PARK DISTRICT
Calculations as of 04/30/2018

GL NUMBER	DESCRIPTION	2015-16 ACTIVITY	2016-17 ACTIVITY	2017-18 AMENDED BUDGET	2017-18 ACTIVITY THRU 04/30/18	2017-18 PROJECTED ACTIVITY	2018-19 SUPERVISOR BUDGET
ESTIMATED REVENUES							
06-30.05-491257	DANCE RECITAL-TICKETS	$6,115.00	$6,140.00	$6,190.00	$7,276.00	$7,276.00	$6,190.00
TOTAL ESTIMATED REVENUES		$6,115.00	$6,140.00	$6,190.00	$7,276.00	$7,276.00	$6,190.00
APPROPRIATIONS							
06-30.05-591257	DANCE RECITAL WAGES	$684.00	$536.00	$805.00	$667.00	$667.00	$813.00
06-30.05-592257	DANCE RECITAL SUPPLIES	$168.00	$175.00	$200.00	$210.00	$210.00	$200.00
06-30.05-595257	DANCE RECITAL FACILITY RENTAL	$1,764.00	$2,175.00	$2,300.00	$2,304.00	$2,304.00	$2,300.00
TOTAL APPROPRIATIONS		$2,616.00	$2,886.00	$3,305.00	$3,181.00	$3,181.00	$3,313.00
Net Income (loss)		$3,499.00	$3,254.00	$2,885.00	$4,095.00	$4,095.00	$2,877.00
% Profit		57.22%	53.00%	46.61%	56.28%	56.28%	46.48%

04/16/2018 BUDGET REPORT FOR ITASCA PARK DISTRICT
Calculations as of 04/30/2018

GL NUMBER	DESCRIPTION	2015-16 ACTIVITY	2016-17 ACTIVITY	2017-18 AMENDED BUDGET	2017-18 ACTIVITY THRU 04/30/18	2017-18 PROJECTED ACTIVITY	2018-19 SUPERVISOR BUDGET
ESTIMATED REVENUES							
06-30.05-491258	DANCE TEAM COMPETITION REVENUE	$23,148.00	$20,342.00	$26,700.00	$29,747.00	$31,900.00	$32,700.00
TOTAL ESTIMATED REVENUES		$23,148.00	$20,342.00	$26,700.00	$29,747.00	$31,900.00	$32,700.00
APPROPRIATIONS							
06-30.05-595258	DANCE COMP ENTRY FEES	$23,019.00	$21,578.00	$26,700.00	$31,862.00	$31,900.00	$32,700.00
TOTAL APPROPRIATIONS		$23,019.00	$21,578.00	$26,700.00	$31,862.00	$31,900.00	$32,700.00
Net Income (Loss)		$129.00	-$1,236.00	$0.00	-$2,115.00	$0.00	$0.00
% Profit		0.56%	-6.08%	0.00%	-7.11%	0.00%	0.00%

04/16/2018

BUDGET REPORT FOR ITASCA PARK DISTRICT
Calculations as of 04/30/2018

GL NUMBER	DESCRIPTION	2015-16 ACTIVITY	2016-17 ACTIVITY	2017-18 AMENDED BUDGET	2017-18 ACTIVITY THRU 04/30/18	2017-18 PROJECTED ACTIVITY	2018-19 SUPERVISOR BUDGET
ESTIMATED REVENUES							
06-30.05-491253	DANCE TEAM COSTUME COLLECTIONS	$8,638.00	$6,347.00	$6,900.00	$8,912.00	$8,912.00	$9,900.00
TOTAL ESTIMATED REVENUES		$8,638.00	$6,347.00	$6,900.00	$8,912.00	$8,912.00	$9,900.00
APPROPRIATIONS							
06-30.05-592253	DANCE TEAM COSTUMES	$8,167.00	$6,506.00	$6,300.00	$9,235.00	$8,915.00	$9,300.00
TOTAL APPROPRIATIONS		$8,167.00	$6,506.00	$6,300.00	$9,235.00	$8,915.00	$9,300.00
Net Income (Loss)		$471.00	-$159.00	$600.00	-$323.00	-$3.00	$600.00
% Profit		5.45%	-2.51%	8.70%	-3.62%	-0.03%	6.06%

04/16/2018

BUDGET REPORT FOR ITASCA PARK DISTRICT
Calculations as of 04/30/2018

GL NUMBER	DESCRIPTION	2015-16 ACTIVITY	2016-17 ACTIVITY	2017-18 AMENDED BUDGET	2017-18 ACTIVITY THRU 04/30/18	2017-18 PROJECTED ACTIVITY	2018-19 SUPERVISOR BUDGET
ESTIMATED REVENUES							
06-30.05-491251	DANCE TEAM ENROLLMENT REVENUE	$18,842.00	$18,175.00	$18,852.00	$20,124.00	$20,500.00	$21,350.00
06-30.05-491252	DANCE TEAM SPONSORSHIP REVENUE		$3,265.00	$2,000.00	$1,600.00	$1,600.00	$2,000.00
TOTAL ESTIMATED REVENUES		$18,842.00	$21,440.00	$20,852.00	$21,724.00	$22,100.00	$23,350.00
APPROPRIATIONS							
06-30.05-591251	DANCE TEAM WAGES	$3,914.00	$5,663.00	$5,762.00	$6,072.00	$6,750.00	$5,824.00
06-30.05-592251	DANCE TEAM SUPPLIES	$104.00	$63.00	$200.00	$359.00	$359.00	$1,800.00
TOTAL APPROPRIATIONS		$4,018.00	$5,726.00	$5,962.00	$6,431.00	$7,109.00	$7,624.00
Net Income (Loss)		$14,824.00	$15,714.00	$14,890.00	$15,293.00	$14,991.00	$15,726.00
% Profit		78.68%	73.29%	71.41%	70.40%	67.83%	67.35%

FITNESS CENTER

BUDGET REPORT FOR 3CA PARK DISTRICT
Fund: 06 RECREATION FUND

FITNESS CENTER/AEROBICS
Calculations as of 04/30/2018

GL NUMBER	DESCRIPTION	2015-16 ACTIVITY	2016-17 ACTIVITY	2017-18 ACTIVITY THRU 04/30/18	2017-18 PROJECTED ACTIVITY	2017-18 AMENDED BUDGET	2018-19 SUPERVISOR BUDGET
ESTIMATED REVENUES							
PROGRAM REVENUE							
06-60.04-491200	AEROBICS REVENUE	18,728	19,919	16,477	16,500	23,500	24,500
06-60.04-491201	DAILY FEE AEROBICS REVENUE	2,926	2,845	1,359	1,500	3,000	2,500
06-60.04-491204	REGISTRATION AEROBIC CLASS REVENU	15,404	11,130	8,427	9,500	13,500	17,000
PROGRAM REVENUE		37,058	33,894	26,263	27,500	40,000	44,000
FEES & CHARGES							
06-60.13-420100	FITNESS PASS REVENUE	131,998	130,708	122,261	125,000	145,000	140,000
06-60.13-420105	SILVER SNEAKERS REVENUE	2,971	7,249	7,181	7,500	9,000	8,000
06-60.13-420200	DAILY FITNESS PASS REVENUE	2,884	3,905	1,874	2,000	3,000	2,000
06-60.13-420201	FITNESS PRO-SHOP REVENUE	752				50	50
06-60.13-421400	FITNESS ASSESSMENT REVENUE						
06-60.13-421500	PERSONAL TRAINING REVENUE	25,262	26,494	24,041	26,500	28,000	28,000
06-60.13-421700	TEEN FITNESS REVENUE	80	120	210	250	150	200
FEES & CHARGES		163,947	168,476	155,567	161,250	185,200	178,250
MISC INCOME							
06-60.13-421900	HEALTH FAIR SPONSORSHIP	210	500	1,110	1,110	750	750
MISC INCOME		210	500	1,110	1,110	750	750
RENTALS							
06-60.13-450200	LOCKER RENTAL REVENUE	670	875	808	800	1,000	500
RENTALS		670	875	808	800	1,000	500
TOTAL ESTIMATED REVENUES		201,885	203,745	183,748	190,660	226,950	223,500

BUDGET REPORT FOR ICA PARK DISTRICT

Fund: 06 RECREATION FUND

FITNESS CENTER/AEROBICS

Calculations as of 04/30/2018

GL NUMBER	DESCRIPTION	2015-16 ACTIVITY	2016-17 ACTIVITY	2017-18 ACTIVITY THRU 04/30/18	2017-18 PROJECTED ACTIVITY	2017-18 AMENDED BUDGET	2018-19 SUPERVISOR BUDGET
APPROPRIATIONS							
CONTRACTUAL SERVICES							
06-40.00-521000	RETAILER'S OCCUPATION TAX	200	132	131	131	200	200
CONTRACTUAL SERVICES		200	132	131	131	200	200
MATERIALS AND SUPPLIES							
06-40.00-530300	STAFF UNIFORMS	592			200	400	400
06-60.13-520201	FITNESS PRO SHOP		2				
06-60.13-530200	JANITORIAL/CLEANING SUPPLIES	2,070	2,230	2,781	3,000	3,000	3,000
06-60.13-530300	STAFF UNIFORMS		325	387	400	500	500
MATERIALS AND SUPPLIES		2,662	2,557	3,168	3,600	3,900	3,900
PROGRAM EXPENSE							
06-60.04-591200	AEROBIC WAGES	20,101	23,253	19,917	20,400	22,500	21,000
06-60.04-591204	REGISTRATION AEROBIC CLASS WAGES	8,424	5,626	4,807	5,000	10,000	12,500
06-60.04-592203	AEROBICS SUPPLIES	1,478	1,232	1,045	1,450	1,500	1,500
06-60.04-593204	AEROBIC CERTIFICATIONS/SEMINARS	491	200	200	200	800	500
PROGRAM EXPENSE		30,494	30,311	25,969	27,050	34,800	35,500
SALARIES							
06-60.13-512600	FITNESS STAFF WAGES P/T	42,091	36,838	36,575	38,000	39,100	40,000
06-60.13-512700	PERSONAL TRAINER WAGES P/T	19,130	23,119	18,374	19,500	23,500	21,000
06-60.13-512800	FITNESS ASSESSMENT WAGES P/T	110	350	70	80	350	200
SALARIES		61,331	60,307	55,019	57,580	62,950	61,200
MISCELLANEOUS EXPENSES							
06-60.13-520600	CONFERENCE, SEMINARS & TRAINING	1,615	970	493	500	1,000	800
06-60.13-522300	FITNESS SPECIAL EVENT EXPENSES	323					
06-60.13-522400	HEALTH FAIR	26	155	185	185	200	200
06-60.13-560600	DISTRICT MARKETING		565	1,364	1,400	2,000	2,000
MISCELLANEOUS EXPENSES		1,964	1,690	2,042	2,085	3,200	3,000
CAPITAL EXPENDITURES							
06-60.13-580600	FITNESS EQUIPMENT PURCHASES	16,185	89,073	9,707	12,500	27,000	27,000
CAPITAL EXPENDITURES		16,185	89,073	9,707	12,500	27,000	27,000
TOTAL APPROPRIATIONS		112,836	184,070	96,036	102,946	132,050	130,800
NET OF REVENUES/APPROPRIATIONS - FUND 06		89,049	19,675	87,712	87,714	94,900	92,700
	BEGINNING FUND BALANCE	754,467	859,394	796,393	796,393	796,393	884,107
	ENDING FUND BALANCE	843,516	879,069	884,105	884,107	891,293	976,807

Recreation Fund Summaries 2018-2019

Activity Account	GL Code	491 Revenue	591 Staff	592 Supplies	593 Training	594 Trans	595 Contracts	Net Profit	Revenue %
Aerobics	200	$24,500	$21,000					$3,500	14%
Daily Fee Aerobics	201	$2,500						$2,500	100%
Aerobics Supplies	203			$1,500				-$1,500	#DIV/0!
Aerobic Misc. Fees	204	$17,000	$12,500		$500			$4,000	24%
Corporate Fitness	205	$6,500	$4,200	$200				$2,100	32%
Activity Totals		**$50,500**	**$37,700**	**$1,700**	**$500**	**$0**	**$0**	$10,600	21%

TOTAL EXPENSE $39,900

BUDGET REPORT FOR ITASCA PARK DISTRICT
Calculations as of 04/30/2018

GL NUMBER	DESCRIPTION	2015-16 ACTIVITY	2016-17 ACTIVITY	2017-18 AMENDED BUDGET	2017-18 PROJECTED ACTIVITY	2018-19 SUPERVISOR BUDGET
ESTIMATED REVENUES						
Dept 60.04 - FITNESS-AEROBICS/EXERCISING						
06-60.04-491200	AEROBICS REVENUE	18,728.32	19,918.65	23,500.00	16,500.00	24,500.00
06-60.04-491201	DAILY FEE AEROBICS REVENUE	2,926.00	2,845.00	3,000.00	1,500.00	2,500.00
06-60.04-491204	REGISTRATION AEROBIC CLASS REVENUE	15,403.50	11,130.30	13,500.00	9,500.00	17,000.00
06-60.04-491205	CORPORATE FITNESS			6,500.00	6,500.00	6,500.00
Totals for dept 60.04 - FITNESS-AEROBICS/EXERCISING		37,057.82	33,893.95	46,500.00	34,000.00	50,500.00
Dept 60.13 - FITNESS CENTER						
06-60.13-420100	FITNESS PASS REVENUE	131,997.68	130,707.92	145,000.00	125,000.00	140,000.00
06-60.13-420105	SILVER SNEAKERS REVENUE	2,971.00	7,249.00	9,000.00	7,500.00	8,000.00
06-60.13-420200	DAILY FITNESS PASS REVENUE	2,884.00	3,905.00	3,000.00	2,000.00	2,000.00
06-60.13-420201	FITNESS PRO-SHOP REVENUE	752.00				
06-60.13-421400	FITNESS ASSESSMENT REVENUE			50.00		50.00
06-60.13-421500	PERSONAL TRAINING REVENUE	25,262.10	26,493.60	28,000.00	26,500.00	28,000.00
06-60.13-421700	TEEN FITNESS REVENUE	80.00	120.00	150.00	250.00	200.00
06-60.13-421900	HEALTH FAIR SPONSORSHIP	210.00	500.00	750.00	1,110.00	750.00
06-60.13-450200	LOCKER RENTAL REVENUE	670.00	875.00	1,000.00	800.00	500.00
Totals for dept 60.13 - FITNESS CENTER		164,826.78	169,850.52	186,950.00	163,160.00	179,500.00
TOTAL ESTIMATED REVENUES		201,884.60	203,744.47	233,450.00	197,160.00	230,000.00

APPROPRIATIONS						
Dept 60.04 - FITNESS-AEROBICS/EXERCISING						
06-60.04-591200	AEROBIC WAGES	20,101.28	23,253.41	22,500.00	20,400.00	21,000.00
06-60.04-591204	REGISTRATION AEROBIC CLASS WAGES	8,424.20	5,626.25	10,000.00	5,000.00	12,500.00
06-60.04-591205	CORPORATE FITNESS WAGES			4,200.00	1,000.00	4,200.00
06-60.04-592203	AEROBICS SUPPLIES	1,478.46	1,231.80	1,500.00	1,450.00	1,500.00
06-60.04-592205	CORPORATE FITNESS SUPPLIES			200.00	100.00	200.00
06-60.04-593204	AEROBIC CERTIFICATIONS/SEMINARS	490.99	200.00	800.00	200.00	500.00
Totals for dept 60.04 - FITNESS-AEROBICS/EXERCISING		30,494.93	30,311.46	39,200.00	28,150.00	39,900.00
Dept 60.13 - FITNESS CENTER						
06-60.13-512600	FITNESS STAFF WAGES P/T	42,090.85	36,837.60	39,100.00	38,000.00	40,000.00
06-60.13-512700	PERSONAL TRAINER WAGES P/T	19,129.50	23,118.75	23,500.00	19,500.00	21,000.00
06-60.13-512800	FITNESS ASSESSMENT WAGES P/T	110.00	350.00	350.00	80.00	200.00
06-60.13-520201	FITNESS PRO SHOP		2.00			
06-60.13-520600	CONFERENCE, SEMINARS & TRAINING	1,615.06	970.11	1,000.00	500.00	800.00
06-60.13-520901	SUBSCRIPTIONS/FEES	460.24	466.90	500.00	500.00	550.00
06-60.13-522300	FITNESS SPECIAL EVENT EXPENSES	323.06				
06-60.13-522400	HEALTH FAIR	26.01	155.15	200.00	185.00	200.00
06-60.13-530200	JANITORIAL/CLEANING SUPPLIES	2,069.98	2,230.20	3,000.00	3,000.00	3,000.00
06-60.13-530300	STAFF UNIFORMS		324.60	500.00	400.00	500.00
06-60.13-540400	TELEPHONE/INTERNET			5,000.00	5,800.00	5,500.00
06-60.13-560600	DISTRICT MARKETING		565.00	2,000.00	1,400.00	2,000.00
06-60.13-580600	FITNESS EQUIPMENT PURCHASES	16,185.34	89,072.76	27,000.00	12,500.00	27,000.00
Totals for dept 60.13 - FITNESS CENTER		82,010.04	154,093.07	102,150.00	81,865.00	100,750.00
TOTAL APPROPRIATIONS		**112,504.97**	**184,404.53**	**141,350.00**	**110,015.00**	**140,650.00**

TOTAL REVENUES	201,884.60	203,744.47	233,450.00	197,160.00	230,000.00
Total Expenditures	112,504.97	184,404.53	141,350.00	110,015.00	140,650.00
NET OF REVENUE/EXPENDITURES	**89,379.63**	**19,339.94**	**92,100**	**87,145**	**89,350**
PERCENT PROFIT	**44%**	**9.50%**	**39%**	**44%**	**39%**

BUDGET REPORT FOR ITASCA PARK DISTRICT
Calculations as of 04/30/2018

GL NUMBER	DESCRIPTION	2015-16 ACTIVITY	2016-17 ACTIVITY	2017-18 AMENDED BUDGET	2017-18 PROJECTED ACTIVITY	2018-19 SUPERVISOR BUDGET
ESTIMATED REVENUES						
Dept 60.04 - FITNESS-AEROBICS/EXERCISING						
06-60.04-491200	AEROBICS REVENUE	18,728.32	19,918.65	23,500.00	16,500.00	24,500.00
06-60.04-491201	DAILY FEE AEROBICS REVENUE	2,926.00	2,845.00	3,000.00	1,500.00	2,500.00
06-60.04-491204	REGISTRATION AEROBIC CLASS REVENUE	15,403.50	11,130.30	13,500.00	9,500.00	17,000.00
06-60.04-491205	CORPORATE FITNESS			6,500.00	6,500.00	6,500.00
Totals for dept 60.04 - FITNESS-AEROBICS/EXERCISING		37,057.82	33,893.95	46,500.00	34,000.00	50,500.00
Dept 60.13 - FITNESS CENTER						
06-60.13-420100	FITNESS PASS REVENUE	131,997.68	130,707.92	145,000.00	125,000.00	140,000.00
06-60.13-420105	SILVER SNEAKERS REVENUE	2,971.00	7,249.00	9,000.00	7,500.00	8,000.00
06-60.13-420200	DAILY FITNESS PASS REVENUE	2,884.00	3,905.00	3,000.00	2,000.00	2,000.00
06-60.13-420201	FITNESS PRO-SHOP REVENUE	752.00				
06-60.13-421400	FITNESS ASSESSMENT REVENUE			50.00		50.00
06-60.13-421500	PERSONAL TRAINING REVENUE	25,262.10	26,493.60	28,000.00	26,500.00	28,000.00
06-60.13-421700	TEEN FITNESS REVENUE	80.00	120.00	150.00	250.00	200.00
06-60.13-421900	HEALTH FAIR SPONSORSHIP	210.00	500.00	750.00	1,110.00	750.00
06-60.13-450200	LOCKER RENTAL REVENUE	670.00	875.00	1,000.00	800.00	500.00
Totals for dept 60.13 - FITNESS CENTER		164,826.78	169,850.52	186,950.00	163,160.00	179,500.00
TOTAL ESTIMATED REVENUES		201,884.60	203,744.47	233,450.00	197,160.00	230,000.00

APPROPRIATIONS						
Dept 60.04 - FITNESS-AEROBICS/EXERCISING						
06-60.04-591200	AEROBIC WAGES	20,101.28	23,253.41	22,500.00	20,400.00	21,000.00
06-60.04-591204	REGISTRATION AEROBIC CLASS WAGES	8,424.20	5,626.25	10,000.00	5,000.00	12,500.00
06-60.04-591205	CORPORATE FITNESS WAGES			4,200.00	1,000.00	4,200.00
06-60.04-592203	AEROBICS SUPPLIES	1,478.46	1,231.80	1,500.00	1,450.00	1,500.00
06-60.04-592205	CORPORATE FITNESS SUPPLIES			200.00	100.00	200.00
06-60.04-593204	AEROBIC CERTIFICATIONS/SEMINARS	490.99	200.00	800.00	200.00	500.00
Totals for dept 60.04 - FITNESS-AEROBICS/EXERCISING		30,494.93	30,311.46	39,200.00	28,150.00	39,900.00
Dept 60.13 - FITNESS CENTER						
06-60.13-512600	FITNESS STAFF WAGES P/T	42,090.85	36,837.60	39,100.00	38,000.00	40,000.00
06-60.13-512700	PERSONAL TRAINER WAGES P/T	19,129.50	23,118.75	23,500.00	19,500.00	21,000.00
06-60.13-512800	FITNESS ASSESSMENT WAGES P/T	110.00	350.00	350.00	80.00	200.00
06-60.13-520201	FITNESS PRO SHOP		2.00			
06-60.13-520600	CONFERENCE, SEMINARS & TRAINING	1,615.06	970.11	1,000.00	500.00	800.00
06-60.13-520901	SUBSCRIPTIONS/FEES	460.24	466.90	500.00	500.00	550.00
06-60.13-522300	FITNESS SPECIAL EVENT EXPENSES	323.06				
06-60.13-522400	HEALTH FAIR	26.01	155.15	200.00	185.00	200.00
06-60.13-530200	JANITORIAL/CLEANING SUPPLIES	2,069.98	2,230.20	3,000.00	3,000.00	3,000.00
06-60.13-530300	STAFF UNIFORMS		324.60	500.00	400.00	500.00
06-60.13-540400	TELEPHONE/INTERNET			5,000.00	5,800.00	5,500.00
06-60.13-560600	DISTRICT MARKETING		565.00	2,000.00	1,400.00	2,000.00
06-60.13-580600	FITNESS EQUIPMENT PURCHASES	16,185.34	89,072.76	27,000.00	12,500.00	27,000.00
Totals for dept 60.13 - FITNESS CENTER		82,010.04	154,093.07	102,150.00	81,865.00	100,750.00
TOTAL APPROPRIATIONS		**112,504.97**	**184,404.53**	**141,350.00**	**110,015.00**	**140,650.00**

TOTAL REVENUES	201,884.60	203,744.47	233,450.00	197,160.00	230,000.00
Total Expenditures	112,504.97	184,404.53	141,350.00	110,015.00	140,650.00
NET OF REVENUE/EXPENDITURES	**89,379.63**	**19,339.94**	**92,100**	**87,145**	**89,350**
PERCENT PROFIT	**44%**	**9.50%**	**39%**	**44%**	**39%**

03/30/2018

BUDGET REPORT FOR ITASCA PARK DISTRICT
Calculations as of 04/30/2018

GL NUMBER	DESCRIPTION	2015-16 ACTIVITY	2016-17 ACTIVITY	2017-18 AMENDED BUDGET	2017-18 PROJECTED ACTIVITY	2018-19 SUPERVISOR BUDGET
ESTIMATED REVENUES						
Dept 60.04 - FITNESS-AEROBICS/EXERCISING						
06-60.04-491200	AEROBICS REVENUE	18,728.32	19,918.65	23,500.00	16,500.00	24,500.00
06-60.04-491201	DAILY FEE AEROBICS REVENUE	2,926.00	2,845.00	3,000.00	1,500.00	2,500.00
06-60.04-491204	REGISTRATION AEROBIC CLASS REVENUE	15,403.50	11,130.30	13,500.00	9,500.00	17,000.00
06-60.04-491205	CORPORATE FITNESS			6,500.00	6,500.00	6,500.00
Totals for dept 60.04 - FITNESS-AEROBICS/EXERCISING		37,057.82	33,893.95	46,500.00	34,000.00	50,500.00
TOTAL ESTIMATED REVENUES		37,057.82	33,893.95	46,500.00	34,000.00	50,500.00
APPROPRIATIONS						
Dept 60.04 - FITNESS-AEROBICS/EXERCISING						
06-60.04-591200	AEROBIC WAGES	20,101.28	23,253.41	22,500.00	20,400.00	21,000.00
06-60.04-591204	REGISTRATION AEROBIC CLASS WAGES	8,424.20	5,626.25	10,000.00	5,000.00	12,500.00
06-60.04-591205	CORPORATE FITNESS WAGES			4,200.00	1,000.00	4,200.00
06-60.04-592203	AEROBICS SUPPLIES	1,478.46	1,231.80	1,500.00	1,450.00	1,500.00
06-60.04-592205	CORPORATE FITNESS SUPPLIES			200.00	100.00	200.00
06-60.04-593204	AEROBIC CERTIFICATIONS/SEMINARS	490.99	200.00	800.00	200.00	500.00
Totals for dept 60.04 - FITNESS-AEROBICS/EXERCISING		30,494.93	30,311.46	39,200.00	28,150.00	39,900.00
TOTAL APPROPRIATIONS		30,494.93	30,311.46	39,200.00	28,150.00	39,900.00
TOTAL REVENUES		37,057.82	33,893.95	46,500.00	34,000.00	50,500.00
TOTAL EXPENDETURES		30,494.93	30,311.46	39,200.00	28,150.00	39,900.00
NET OF REVENUE/EXPENDITURES		**6,562.89**	**3,582.49**	**7,300**	**5,850**	**10,600**
PERCENT PROFIT %		**18%**	**11%**	**16%**	**17.00%**	**21%**

GENERAL ADULT

Recreation Fund Summaries 2018-2019

Activity Account	GL Code	491 Revenue	591 Staff	592 Supplies	593 Training	594 Trans	595 Contracts	Net Profit	Revenue %
Misc Adult Classes	382	$1,980	$180				$1,290	$510	26%
Activity Totals	**Adult**	**$1,980**	**$180**	**$0**	**$0**	**$0**	**$1,290**	**$510**	26%

TOTAL EXPENSE $1,470

04/16/2018 BUDGET REPORT FOR ITASCA PARK DISTRICT
Calculations as of 04/30/2018

GL NUMBER	DESCRIPTION	2015-16 ACTIVITY	2016-17 ACTIVITY	2017-18 AMENDED BUDGET	2017-18 ACTIVITY THRU 04/30/18	2017-18 PROJECTED ACTIVITY	2018-19 SUPERVISOR BUDGET
ESTIMATED REVENUES							
06-30.09-491382	MISC ADULT CLASS REVENUE			$1,180.00	$1,419.00	$1,500.00	$1,980.00
TOTAL ESTIMATED REVENUES				$1,180.00	$1,419.00	$1,500.00	$1,980.00
APPROPRIATIONS							
06-30.09-591382	MISC ADULT WAGES			$180.00			$180.00
06-30.09-595382	MISC ADULT CLASS CONTRACTUAL EXPENSES			$730.00	$731.00	$1,024.00	$1,290.00
TOTAL APPROPRIATIONS				$910.00	$731.00	$1,024.00	$1,470.00
Net Income (Loss)				$270.00	$688.00	$476.00	$510.00
% Profit				22.88%	48.48%	31.73%	25.76%

GENERAL YOUTH

Activity Account	GL Code	491 Revenue	591 Staff	592 Supplies	593 Training	594 Trans	595 Contracts	Net Profit	Revenue %
Youth Contractual Classes	307	$11,130	$1,718	$3,140			$3,725	$2,548	23%
Out of District-Programs	650	$2,500					$1,000	$1,500	60%
Activity Totals	**Youth & Day Camp**	**$13,630**	**$1,718**	**$3,140**	**$0**	**$0**	**$4,725**	**$4,048**	30%

TOTAL EXPENSE $9,583

04/16/2018

BUDGET REPORT FOR ITASCA PARK DISTRICT
Calculations as of 04/30/2018

GL NUMBER	DESCRIPTION	2015-16 ACTIVITY	2016-17 ACTIVITY	2017-18 AMENDED BUDGET	2017-18 ACTIVITY THRU 04/30/18	2017-18 PROJECTED ACTIVITY	2018-19 SUPERVISOR BUDGET
ESTIMATED REVENUES							
06-30.07-491307	MISC YOUTH CLASS REVENUE	$7,177.00	$5,682.00	$2,513.00	$1,662.00	$1,662.00	$11,130.00
06-30.07-491650	OUT OF DISTRICT SCHOOL PROG REVENUE		$6,790.00	$6,000.00	$1,980.00	$1,980.00	$2,500.00
TOTAL ESTIMATED REVENUES		$7,177.00	$12,472.00	$8,513.00	$3,642.00	$3,642.00	$13,630.00
APPROPRIATIONS							
06-30.07-591307	MISC YOUTH CLASS WAGES	$342.00	$227.00	$536.00	$139.00	$139.00	$1,718.00
06-30.07-592307	MISC YOUTH CLASS SUPPLIES	$333.00	$461.00	$310.00	$124.00	$124.00	$3,140.00
06-30.07-595307	MISC YOUTH CLASS CONTRACTUAL	$4,677.00	$2,901.00	$734.00	$224.00	$224.00	$3,725.00
06-30.07-595650	OUT OF DISTRICT SCHOOL PROG CONTRACTUAL		$3,400.00		$925.00	$925.00	$1,000.00
TOTAL APPROPRIATIONS		$5,352.00	$6,989.00	$1,580.00	$1,412.00	$1,412.00	$9,583.00
Net Income (Loss)		$1,825.00	$5,483.00	$6,933.00	$2,230.00	$2,230.00	$4,047.00
% Profit		25.43%	43.96%	81.44%	61.23%	61.23%	29.69%

GYMNASTICS

Activity Account	GL Code	491 Revenue	591 Staff	592 Supplies	593 Training	594 Trans	595 Contracts	599 Assoc Fees	Net Profit	Revenue %
Rec Gymnastics	106	$15,000	$4,000	$1,300					$9,700	65%
Gymnastics Fundrasing	118	$6,250		$6,250					$0	0%
Gymnastics Home Meets	120	$28,500	$2,000	$8,500					$18,000	63%
Gymnnastics Away Fees	121	$8,000	$3,200				$7,500		-$2,700	-34%
Preschool Gymnastics	135	$13,000	$4,750	$500					$7,750	60%
Comp. Gymnastics	136	$63,000	$31,250	$2,000					$29,750	47%
Apparel Collections	137	$4,000		$4,700					-$700	-18%
Director Wages	137		$14,000						-$14,000	#DIV/0!
Misc Expenses	123			$6,000					-$6,000	#DIV/0!
Activity Totals	**Gymnastics**	**$137,750**	**$59,200**	**$29,250**	**$0**	**$0**	**$7,500**	**$0**	**$41,800**	30%

TOTAL EXPENSES $95,950

Recreation Fun maries 2018-2019

Activity Account	GL Code	491 Revenue	591 Staff	592 Supplies	593 Training	594 Trans	595 Contracts	599 Assoc Fees	Net Profit	Revenue %
Rec Gymnastics	106	$15,000	$4,000	$1,300					$9,700	65%
Gymnastics Fundrasing	118	$6,250		$6,250					$0	0%
Gymnastics Home Meets	120	$28,500	$3,200	$8,500					$16,800	59%
Gymnnastics Away Fees	121	$8,000	$3,200				$7,500		-$2,700	-34%
Preschool Gymnastics	135	$13,000	$4,750	$500					$7,750	60%
Comp. Gymnastics	136	$63,000	$31,250	$2,000					$29,750	47%
Apparel Collections	137	$4,000		$4,700					-$700	-18%
Director Wages	137		$14,000						-$14,000	#DIV/0!
Misc Expenses	123			$6,000					-$6,000	#DIV/0!
Activity Totals	**Gymnastics**	**$137,750**	**$60,400**	**$29,250**	**$0**	**$0**	**$7,500**	**$0**	**$40,600**	29%

TOTAL EXPENSES $97,150

04/16/2018 BUDGET REPORT FOR ITASCA PARK DISTRICT

GL NUMBER	DESCRIPTION	2015-16 ACTIVITY	2016-17 ACTIVITY	2017-18 AMENDED BUDGET	2017-18 PROJECTED ACTIVITY	2018-19 SUPERVISOR BUDGET
ESTIMATED REVENUES						
06-30.16-491106	RECREATIONAL GYMNASTICS REVENUE	18,186.56	13,353.50	17,000.00	14,000.00	15,000.00
06-30.16-491118	COMP GYMNASTICS FUNDRAISING INCOME	6,825.82	5,161.50	6,250.00	6,000.00	6,250.00
06-30.16-491120	COMP GYMNASTICS HOME MEET REVENUE	19,067.00	59,446.85	22,000.00	29,012.00	28,500.00
06-30.16-491121	COMP GYM AWAY MEET FEE COLLECTIONS	4,814.00	5,140.00	8,460.00	7,500.00	8,000.00
06-30.16-491135	PRE-SCHOOL GYMNASTIC REVENUE	10,953.34	10,659.88	13,000.00	12,000.00	13,000.00
06-30.16-491136	COMPETITIVE GYMNASTICS REVENUE	65,344.33	71,494.00	71,000.00	57,500.00	63,000.00
06-30.16-491137	COMP GYMNASTICS APPAREL COLLECTIONS	3,070.00	4,071.00	4,720.00	2,590.00	4,000.00
TOTAL ESTIMATED REVENUES		128,261.05	169,326.73	142,430.00	128,602.00	137,750.00
APPROPRIATIONS						
06-30.16-591106	RECREATIONAL GYMNASTICS WAGES	6,250.98	3,945.42	5,500.00	4,000.00	4,000.00
06-30.16-591120	COMPETITIVE HOME MEET WAGES			3,200.00	1,620.00	2,000.00
06-30.16-591121	COMPETITIVE AWAY MEET WAGES			3,330.00	3,200.00	3,200.00
06-30.16-591135	PRE-SCHOOL GYMNASTIC WAGES	5,649.38	4,233.73	4,700.00	4,600.00	4,750.00
06-30.16-591136	COMPETITIVE GYMNASTIC WAGES	36,969.08	42,849.55	31,500.00	31,500.00	31,250.00
06-30.16-591137	GYMNASTICS DIRECTOR WAGES	12,165.67	16,129.96	14,500.00	14,000.00	14,000.00
06-30.16-592106	RECREATIONAL GYMNASTIC SUPPLIES	1,644.93	227.99	1,300.00	1,000.00	1,300.00
06-30.16-592118	COMP GYMNASTICS FUNDRAISING EXPENSE	4,209.22	5,628.89	6,250.00	5,000.00	6,250.00
06-30.16-592120	COMP GYMNASTICS HOME MEET EXPENSES	7,307.10	24,055.12	8,850.00	8,410.91	8,500.00
06-30.16-592123	GYMNASTICS MISCELLANEOUS EXPENSES	4,685.10	6,453.00	6,000.00	15.00	6,000.00
06-30.16-592135	PRE-SCHOOL GYMNASTIC SUPPLIES	560.71	141.89	500.00	275.00	500.00
06-30.16-592136	COMPETITIVE GYMNASTIC SUPPLIES	1,279.08	1,924.88	2,000.00	2,000.00	2,000.00
06-30.16-592137	COMP GYMNASTICS APPAREL EXPENSES	3,294.15	4,149.47	4,720.00	1,100.00	4,700.00
06-30.16-595121	COMP GYMNASTICS AWAY MEET FEES	3,972.17	6,165.65	7,500.00	6,500.00	7,500.00
TOTAL APPROPRIATIONS		87,987.57	115,905.55	99,850.00	83,220.91	95,950.00
Net Income		40,273.48	53,421.18	42,580.00	45,381.09	41,800.00
		31%	32%	30%	35%	30%

NATURE

Recreation Fund .nmaries 2018-2019

Activity Account	GL Code	491 Revenue	591 Staff	592 Supplies	593 Training	594 Trans	595 Contracts	599 Assoc Fees	Net Profit	Revenue %
Summer Camp	651	$17,866	$5,466	$944					$11,456	64%
Misc. Programming	652	$7,877	$3,218	$625					$4,034	51%
NC JK Enrichment	657	$12,666	$7,857	$225					$4,584	36%
NC PS Enrichment	658	$13,175	$7,332	$200					$5,643	43%
NC out of Dist Prog	650	$950	$270	$100					$580	61%
NC Summer JK	656	$2,160	$1,068	$75					$1,017	47%
Summer Preschool	655	$2,400	$1,346	$75					$979	41%
NC Summer Tiny Tikes	654	$1,200	$557	$50					$593	49%
JN Program	653	$5,000	$2,700	$2,300					$0	0%
Activity Totals	**Admin.**	**$63,294**	**$29,814**	**$4,594**	**$0**	**$0**	**$0**	**$0**	**$28,886**	46%

Total Expenses $34,408

Nature

04/17/2018

BUDGET REPORT FOR ITASCA PARK DISTRICT
Calculations as of 04/30/2018

GL NUMBER	DESCRIPTION	2015-16 ACTIVITY	2016-17 ACTIVITY	2017-18 AMENDED BUDGET	2017-18 ACTIVITY THRU 04/30/18	2017-18 PROJECTED ACTIVITY	2018-19 SUPERVISOR BUDGET
ESTIMATED REVENUES							
06-80.14-440400	NATURE CTR RENTAL REVENUE	2,800	1,455	1,690	1,594	1,600	1,690
06-80.14-460200	VILLAGE FACILITY OPERATIONS SPONSORSHI	15,000	15,000	15,000	15,000	15,000	15,000
06-80.14-461400	DONATIONS	500	59		36	36	
06-80.14-491650	OUT OF DISTRICT SCHOOL PROG REVENUE		768	950	330	330	950
06-80.14-491651	NATURE DAY CAMP REVENUE	22,267	18,977	23,070	14,461	14,461	17,866
06-80.14-491652	NC MISC PROG REVENUE	19,903	20,605	7,647	8,343	8,250	7,877
06-80.14-491653	NC/VILL CO-OP JR NAT PROGRAM	5,000	5,000	5,000	5,105	5,105	5,000
06-80.14-491654	NC SUMMER TINY TIKES			960	1,140	1,140	1,200
06-80.14-491655	NC SUMMER PRESCHOOL			1,920	2,528	2,528	2,400
06-80.14-491656	NC SUMMER JR KINDERGARTEN			2,160	900	900	2,160
06-80.14-491657	NC JK ENRICHMENT PROGRAM			5,964	7,124	7,300	12,666
06-80.14-491658	NC P/S ENRICHMENT PROGRAM			7,854	5,980	6,057	13,175
TOTAL ESTIMATED REVENUES		65,470	61,864	72,215	62,541	62,707	79,984
APPROPRIATIONS							
06-80.14-510700	NC IN-DIST SCHOOL PROG WAGES P/T	450	282	500	375	500	500
06-80.14-510706	NC PUBLIC HR STAFF WAGES	11,181	10,350	11,500	10,243	10,500	11,500
06-80.14-511900	RENTAL WAGES						
06-80.14-522900	MISC RENTAL EXPENSES						
06-80.14-560901	NC ANIMAL/DISPLAY SUPPLIES/EXPENSES	2,974	2,996	3,000	2,548	3,000	3,000
06-80.14-591650	SCHOOL PROGRAM WAGES		30	270	44	44	270
06-80.14-591651	NATURE DAY CAMP WAGES	6,048	5,018	6,500	4,183	4,183	5,466
06-80.14-591652	NC MISC PROGRAMMING WAGES	7,370	8,787	3,218	2,447	3,000	3,218
06-80.14-591653	JUNIOR NATURALIST WAGES	2,036	2,160	2,700	2,298	2,200	2,700
06-80.14-591654	NC SUMMER TINY TIKES WAGES			530	360	360	557
06-80.14-591655	NC SUMMER PRESCHOOL WAGES			1,280	788	788	1,346
06-80.14-591656	NC SUMMER JR KINDERGARTEN WAGES			1,050	780	780	1,068
06-80.14-591657	NC JK ENRICHMENT WAGES			3,564	3,440	4,430	7,857
06-80.14-591658	NC P/S ENRICHMENT WAGES			4,414	1,872	2,306	7,322
06-80.14-592650	SCHOOL PROG SUPPLIES			100			100
06-80.14-592651	NATURE DAY CAMP SUPPLIES	832	884	1,034	451	450	944
06-80.14-592652	NC MISC PROGRAM SUPPLIES	1,229	736	625	446	625	625
06-80.14-592653	JUNIOR NATURALIST SUPPLIES	1,965	2,132	2,300	498	2,300	2,300
06-80.14-592654	NC SUMMER TINY TIKES SUPPLIES			50			50
06-80.14-592655	NC SUMMER PRESCHOOL SUPPLIES			75			75
06-80.14-592656	NC SUMMER JR KINDERGARTEN SUPPLIES			75			75
06-80.14-592657	NC JK ENRICHMENT SUPPLIES			200	68	75	225
06-80.14-592658	NC P/S ENRICHMENT SUPPLIES			100	48	100	200
TOTAL APPROPRIATIONS		34,085	33,375	43,085	30,889	35,641	49,398
Net Income (Loss)		31,385	28,489	29,130	31,652	27,066	30,586
% Profit		48%	46%	40%	51%	43%	38%

04/17/2018 BUDGET REPORT FOR ITASCA PARK DISTRICT
Calculations as of 04/30/2018

GL NUMBER	DESCRIPTION	2015-16 ACTIVITY	2016-17 ACTIVITY	2017-18 AMENDED BUDGET	2017-18 ACTIVITY THRU 04/30/18	2017-18 PROJECTED ACTIVITY	2018-19 SUPERVISOR BUDGET
ESTIMATED REVENUES							
06-80.14-491657	NC JK ENRICHMENT PROGRAM			5,964	7,124	7,300	12,666
TOTAL ESTIMATED REVENUES				5,964	7,124	7,300	12,666
APPROPRIATIONS							
06-80.14-591657	NC JK ENRICHMENT WAGES			3,564	3,440	4,430	7,857
06-80.14-592657	NC JK ENRICHMENT SUPPLIES			200	68	75	225
TOTAL APPROPRIATIONS				3,764	3,508	4,505	8,082
Net Income (Loss)				2,200	3,616	2,795	4,584
% Profit				37%	51%	38%	36%

04/17/2018 BUDGET REPORT FOR ITASCA PARK DISTRICT
Calculations as of 04/30/2018

GL NUMBER	DESCRIPTION	2015-16 ACTIVITY	2016-17 ACTIVITY	2017-18 AMENDED BUDGET	2017-18 ACTIVITY THRU 04/30/18	2017-18 PROJECTED ACTIVITY	2018-19 SUPERVISOR BUDGET
ESTIMATED REVENUES							
06-80.14-491658	NC P/S ENRICHMENT PROGRAM			7,854	5,980	6,057	13,175
TOTAL ESTIMATED REVENUES				7,854	5,980	6,057	13,175
APPROPRIATIONS							
06-80.14-591658	NC P/S ENRICHMENT WAGES			4,414	1,872	2,306	7,322
06-80.14-592658	NC P/S ENRICHMENT SUPPLIES			100	48	100	200
TOTAL APPROPRIATIONS				4,514	1,920	2,406	7,522
Net Income (Loss)				3,340	4,060	3,651	5,653
% Profit				43%	68%	60%	43%

04/17/2018 BUDGET REPORT FOR ITASCA PARK DISTRICT
Calculations as of 04/30/2018

GL NUMBER	DESCRIPTION	2015-16 ACTIVITY	2016-17 ACTIVITY	2017-18 AMENDED BUDGET	2017-18 ACTIVITY THRU 04/30/18	2017-18 PROJECTED ACTIVITY	2018-19 SUPERVISOR BUDGET
ESTIMATED REVENUES							
06-80.14-491656	NC SUMMER JR KINDERGARTEN			2,160	900	900	2,160
TOTAL ESTIMATED REVENUES				2,160	900	900	2,160
APPROPRIATIONS							
06-80.14-591656	NC SUMMER JR KINDERGARTEN WAGES			1,050	780	780	1,068
06-80.14-592656	NC SUMMER JR KINDERGARTEN SUPPLIES			75			75
TOTAL APPROPRIATIONS				1,125	780	780	1,143
Net Income (Loss)				1,035	120	120	1,017
% Profit				48%	13%	13%	47%

04/17/2018 BUDGET REPORT FOR ITASCA PARK DISTRICT
Calculations as of 04/30/2018

GL NUMBER	DESCRIPTION	2015-16 ACTIVITY	2016-17 ACTIVITY	2017-18 AMENDED BUDGET	2017-18 ACTIVITY THRU 04/30/18	2017-18 PROJECTED ACTIVITY	2018-19 SUPERVISOR BUDGET
ESTIMATED REVENUES							
06-80.14-491655	NC SUMMER PRESCHOOL			1,920	2,528	2,528	2,400
TOTAL ESTIMATED REVENUES				1,920	2,528	2,528	2,400
APPROPRIATIONS							
06-80.14-591655	NC SUMMER PRESCHOOL WAGES			1,280	788	788	1,346
06-80.14-592655	NC SUMMER PRESCHOOL SUPPLIES			75			75
TOTAL APPROPRIATIONS				1,355	788	788	1,421
Net Income (Loss)				565	1,740	1,740	979
% Profit				29%	69%	69%	41%

04/17/2018 BUDGET REPORT FOR ITASCA PARK DISTRICT
Calculations as of 04/30/2018

GL NUMBER	DESCRIPTION	2015-16 ACTIVITY	2016-17 ACTIVITY	2017-18 AMENDED BUDGET	2017-18 ACTIVITY THRU 04/30/18	2017-18 PROJECTED ACTIVITY	2018-19 SUPERVISOR BUDGET
ESTIMATED REVENUES							
06-80.14-491654	NC SUMMER TINY TIKES			960	1,140	1,140	1,200
TOTAL ESTIMATED REVENUES				960	1,140	1,140	1,200
APPROPRIATIONS							
06-80.14-591654	NC SUMMER TINY TIKES WAGES			530	360	360	557
06-80.14-592654	NC SUMMER TINY TIKES SUPPLIES			50			50
TOTAL APPROPRIATIONS				580	360	360	607
Net Income (Loss)				380	780	780	593
% Profit				40%	68%	68%	49%

01/04/2018 BUDGET REPORT FOR ITASCA PARK DISTRICT
Calculations as of 04/30/2018

GL NUMBER	DESCRIPTION	2015-16 ACTIVITY	2016-17 ACTIVITY	2017-18 AMENDED BUDGET	2017-18 ACTIVITY THRU 04/30/18	2017-18 PROJECTED ACTIVITY	2018-19 SUPERVISOR BUDGET
ESTIMATED REVENUES							
06-80.14-491650	OUT OF DISTRICT SCHOOL PROG REVENUE		768	950	330	330	950
TOTAL ESTIMATED REVENUES			768	950	330	330	950
APPROPRIATIONS							
06-80.14-591650	SCHOOL PROGRAM WAGES		30	270	44	44	270
06-80.14-592650	SCHOOL PROG SUPPLIES			100			100
TOTAL APPROPRIATIONS			30	370	44	44	370
Net Income (Loss)			738	580	286	286	580
% Profit			96%	61%	87%	87%	61%

01/04/2018 BUDGET REPORT FOR ITASCA PARK DISTRICT
Calculations as of 04/30/2018

GL NUMBER	DESCRIPTION	2015-16 ACTIVITY	2016-17 ACTIVITY	2017-18 AMENDED BUDGET	2017-18 ACTIVITY THRU 04/30/18	2017-18 PROJECTED ACTIVITY	2018-19 SUPERVISOR BUDGET
ESTIMATED REVENUES							
06-80.14-491651	NATURE DAY CAMP REVENUE	22,267	18,977	23,070	14,461	14,461	17,866
TOTAL ESTIMATED REVENUES		22,267	18,977	23,070	14,461	14,461	17,866
APPROPRIATIONS							
06-80.14-591651	NATURE DAY CAMP WAGES	6,048	5,018	6,500	4,183	4,183	5,466
06-80.14-592651	NATURE DAY CAMP SUPPLIES	832	884	1,034	451	450	944
TOTAL APPROPRIATIONS		6,880	5,902	7,534	4,634	4,633	6,410
Net Income (Loss)		15,387	13,075	15,536	9,827	9,828	11,456
% Profit		69%	69%	67%	68%	68%	64%

POOL

BUDGET REPORT FOR SCA PARK DISTRICT
Fund: 06 RECREATION FUND

POOL OPERATIONS
Calculations as of 04/30/2018

GL NUMBER	DESCRIPTION	2015-16 ACTIVITY	2016-17 ACTIVITY	2017-18 ACTIVITY THRU 04/30/18	2017-18 PROJECTED ACTIVITY	2017-18 AMENDED BUDGET	2018-19 SUPERVISOR BUDGET
ESTIMATED REVENUES							
FEES & CHARGES							
06-50.00-420600	SEASON POOL PASS REVENUE	63,120	67,625	76,400	76,400	70,000	78,000
06-50.00-420601	POOL DAILY GROUP OUTING REVENUE	4,249	5,317	4,112	4,112	4,500	4,500
06-50.00-420700	POOL DAILY ADMISSION REVENUE	105,245	113,276	99,432	99,432	100,000	100,000
FEES & CHARGES		172,614	186,218	179,944	179,944	174,500	182,500
RENTALS							
06-50.00-421200	POOL RENTAL REVENUE	6,973	6,507	9,003	9,003	6,200	8,000
RENTALS		6,973	6,507	9,003	9,003	6,200	8,000
MISC INCOME							
06-50.00-421350	POOL LICENSE AND APPAREL COLLECTI	5,362	6,890	4,952	4,952	5,400	5,500
06-50.00-421355	ADOPT A BRICK REVENUE					250	250
MISC INCOME		5,362	6,890	4,952	4,952	5,650	5,750
VENDING/CONCESSIONS							
06-50.00-450100	VENDING REVENUE	477	1,771	1,026	1,026	1,500	1,500
06-50.00-450700	CONCESSION REVENUE	31,466	32,345	32,595	32,595	33,000	33,000
VENDING/CONCESSIONS		31,943	34,116	33,621	33,621	34,500	34,500
PROGRAM REVENUE							
06-50.00-491603	SWIM LESSON REVENUE	21,073	18,112	16,757	16,757	19,250	18,500
06-50.00-491604	SWIM TEAM REVENUE	25,350	25,420	24,206	24,206	26,500	26,250
06-50.00-491605	DIVE TEAM REVENUE	400	800	1,904	1,904	1,200	1,900
06-50.00-491606	POOL PROGRAM REVENUE	975	752	224	224	1,020	1,000
06-50.00-491607	BIRTHDAY PARTY REVENUE	7,902	11,943	11,106	11,106	9,500	9,500
06-50.00-491608	SURF & TURF REVENUE	4,435	3,944	4,980	4,980	5,120	5,220
06-50.00-491610	H2O-NITES SPONSORSHIP	4,800	4,800	4,800	4,800	4,800	4,800
PROGRAM REVENUE		64,935	65,771	63,977	63,977	67,390	67,170
TOTAL ESTIMATED REVENUES		281,827	299,502	291,497	291,497	288,240	297,920

BUDGET REPORT FOR SCA PARK DISTRICT
Fund: 06 RECREATION FUND

POOL OPERATIONS
Calculations as of 04/30/2018

GL NUMBER	DESCRIPTION	2015-16 ACTIVITY	2016-17 ACTIVITY	2017-18 ACTIVITY THRU 04/30/18	2017-18 PROJECTED ACTIVITY	2017-18 AMENDED BUDGET	2018-19 SUPERVISOR BUDGET
APPROPRIATIONS							
SALARIES							
06-50.00-511100	POOL MANAGER WAGES	9,466	11,197	11,288	11,288	10,000	10,500
06-50.00-511300	LIFEGUARD WAGES	59,987	68,490	67,532	67,532	63,000	66,500
06-50.00-511600	POOL CASHIER WAGES	6,414	6,433	6,502	6,502	6,500	6,500
06-50.00-511700	CONCESSION ATTENDANT WAGES	6,217	7,002	7,026	7,026	6,170	6,800
06-50.00-511900	RENTAL WAGES	3,059	3,009	4,257	4,257	3,100	4,000
06-50.00-512300	POOL PRE-SEASON WAGES	4,395	3,329	4,397	4,397	5,000	5,000
SALARIES		89,538	99,460	101,002	101,002	93,770	99,300
CONTRACTUAL SERVICES							
06-50.00-520500	PRINTING AND POSTAGE	20		138	138	200	200
06-50.00-520900	POOL WATER PERMIT FEES	1,005	990	1,036	1,036	1,005	1,100
06-50.00-520903	CONCESSION PERMIT FEES		500	508	508	600	550
06-50.00-521000	RETAILER'S OCCUPATION TAX	548	585	578	578	700	700
CONTRACTUAL SERVICES		1,573	2,075	2,260	2,260	2,505	2,550
MISCELLANEOUS EXPENSES							
06-50.00-522900	MISC RENTAL EXPENSES						
06-50.00-530355	ADOPT A BRICK SUPPLIES						
06-50.00-580300	SMALL EQUIP PURCHASES-POOL	3,989	1,317	3,456	4,000	4,000	4,000
06-50.00-580500	ADOPT A BRICK CONTRACTUAL EXPENSE					100	100
MISCELLANEOUS EXPENSES		3,989	1,317	3,456	4,000	4,100	4,100
MATERIALS AND SUPPLIES							
06-50.00-530350	POOL LICENSE & APPAREL SUPPLIES	6,278	5,799	4,321	4,321	5,400	5,500
06-50.00-530500	SAFETY EQUIPMENT & SUPPLIES	825	1,084	1,023	1,023	1,000	1,500
06-50.00-530600	POOL CHEMICALS	11,396	11,200	13,272	13,272	12,500	14,000
06-50.00-530800	MISC POOL EVENT SUPPLIES	163	275	254	254	250	750
06-50.00-531100	VENDING SUPPLIES	400	675	677	677	700	750
06-50.00-531700	CONCESSION SUPPLIES	16,862	16,981	18,368	18,368	17,000	18,000
06-50.00-580400	POOL MAINTENANCE SUPPLIES	4,893	5,115	8,005	9,000	10,000	10,000
MATERIALS AND SUPPLIES		40,817	41,129	45,920	46,915	46,850	50,500
UTILITIES							
06-50.00-540100	NATURAL GAS	8,926	4,799	8,589	8,500	12,000	10,000
06-50.00-540200	ELECTRIC	20,252	19,003	19,053	19,500	23,000	23,000
06-50.00-540300	WATER	11,190	15,246	19,965	21,000	18,000	21,000
06-50.00-540400	TELEPHONE/INTERNET	2,853	2,048	1,931	2,000	2,200	2,300
UTILITIES		43,221	41,096	49,538	51,000	55,200	56,300
PARKS & FACILITY MAINT							
06-50.00-570102	SECURITY/ALARM SYSTEM SERVICE	192	1,116	556	600	1,500	1,500
PARKS & FACILITY MAINT		192	1,116	556	600	1,500	1,500
CAPITAL EXPENDITURES							
06-50.00-580200	WATER PARK CAPITAL	75,588	47,618	66,886	70,000	70,000	170,000
CAPITAL EXPENDITURES		75,588	47,618	66,886	70,000	70,000	170,000
PROGRAM EXPENSE							
06-50.00-591603	SWIM LESSON WAGES	6,999	7,645	7,305	7,305	8,000	8,000
06-50.00-591604	SWIM TEAM COACH WAGES	13,135	13,100	13,561	13,561	14,250	14,500
06-50.00-591605	DIVE TEAM COACH WAGES	200	400	952	952	600	950
06-50.00-591606	POOL PROGRAM WAGES	185	145	64	64	225	225
06-50.00-591607	POOL BDAY PARTY WAGES	276	93	23	23	90	90

BUDGET REPORT FOR ITASCA PARK DISTRICT
Fund: 06 RECREATION FUND

POOL OPERATIONS
Calculations as of 04/30/2018

GL NUMBER	DESCRIPTION	2015-16 ACTIVITY	2016-17 ACTIVITY	2017-18 ACTIVITY THRU 04/30/18	2017-18 PROJECTED ACTIVITY	2017-18 AMENDED BUDGET	2018-19 SUPERVISOR BUDGET
APPROPRIATIONS							
PROGRAM EXPENSE							
06-50.00-591608	SURF & TURF WAGES	1,830	2,026	2,732	2,732	2,791	3,139
06-50.00-591609	SWIM TEAM LIFE GUARD WAGES	4,404	4,870	5,011	5,011	5,500	5,000
06-50.00-591610	H20 NITE WAGES	2,539	2,229	3,639	3,842	3,450	3,500
06-50.00-592603	SWIM LESSONS PROGRAM SUPPLIES	48	180			250	250
06-50.00-592604	SWIM TEAM SUPPLIES		704	561	561	500	600
06-50.00-592606	POOL PROGRAM SUPPLIES	257	136			200	200
06-50.00-592607	POOL BIRTHDAY SUPPLIES	227	658	372	372	676	700
06-50.00-592608	SURF & TURF SUPPLIES	82	94	70	70	100	100
06-50.00-592610	H20-NITE SUPPLIES						
06-50.00-594604	SWIM TEAM TRANSPORTATION	1,836	2,184	1,590	1,590	2,200	2,200
06-50.00-595604	SWIM TEAM CONTRACTUAL EXPENSES						
06-50.00-595610	H20 NITE CONTRACTUAL EXPENSES	1,375	1,375	1,375	1,375	1,650	1,650
06-50.00-599604	SWIM TEAM ASSOCIATION FEES	795	445	445	445	825	530
PROGRAM EXPENSE		34,188	36,284	37,700	37,903	41,307	41,634
TOTAL APPROPRIATIONS		289,106	270,095	307,318	313,680	315,232	425,884
NET OF REVENUES/APPROPRIATIONS - FUND 06		(7,279)	29,407	(15,821)	(22,183)	(26,992)	(127,964)
	BEGINNING FUND BALANCE	754,467	859,394	796,393	796,393	796,393	774,210
	ENDING FUND BALANCE	747,188	888,801	780,572	774,210	769,401	646,246

GL NUMBER	DESCRIPTION	2015-16 ACTIVITY	2016-17 ACTIVITY	2017-18 AMENDED BUDGET	2017-18 PROJECTED ACTIVITY	2018-19 SUPERVISOR BUDGET
ESTIMATED REVENUES						
06-50.00-420600	SEASON POOL PASS REVENUE	63,120.00	67,624.50	70,000.00	76,400.00	78,000.00
06-50.00-420601	POOL DAILY GROUP OUTING REVENUE	4,249.00	5,317.00	4,500.00	4,112.00	4,500.00
06-50.00-420700	POOL DAILY ADMISSION REVENUE	105,245.00	113,276.05	100,000.00	99,432.00	100,000.00
06-50.00-421200	POOL RENTAL REVENUE	6,972.50	6,507.00	6,200.00	9,002.50	8,000.00
06-50.00-421350	POOL LICENSE AND APPAREL COLLECTIONS	5,362.00	6,890.00	5,400.00	4,952.00	5,500.00
06-50.00-421355	ADOPT A BRICK REVENUE			250.00		250.00
06-50.00-450100	VENDING REVENUE	476.55	1,771.25	1,500.00	1,026.00	1,500.00
06-50.00-450700	CONCESSION REVENUE	31,465.50	32,344.55	33,000.00	32,594.65	33,000.00
06-50.00-491603	SWIM LESSON REVENUE	21,072.55	18,111.75	19,250.00	16,757.00	18,500.00
06-50.00-491604	SWIM TEAM REVENUE	25,350.00	25,420.00	26,500.00	24,206.25	26,250.00
06-50.00-491605	DIVE TEAM REVENUE	400.00	800.00	1,200.00	1,904.40	1,900.00
06-50.00-491606	POOL PROGRAM REVENUE	975.00	752.00	1,020.00	224.00	1,000.00
06-50.00-491607	BIRTHDAY PARTY REVENUE	7,902.00	11,942.75	9,500.00	11,106.00	9,500.00
06-50.00-491608	SURF & TURF REVENUE	4,435.00	3,944.00	5,120.00	4,980.00	5,220.00
06-50.00-491610	H20-NITES SPONSORSHIP	4,800.00	4,800.00	4,800.00	4,800.00	4,800.00
TOTAL ESTIMATED REVENUES		281,825.10	299,500.85	288,240.00	291,496.80	297,920.00

APPROPRIATIONS						
06-50.00-511100	POOL MANAGER WAGES	9,465.85	11,196.97	10,000.00	11,288.00	10,500.00
06-50.00-511300	LIFEGUARD WAGES	59,987.44	68,490.04	63,000.00	67,532.00	66,500.00
06-50.00-511600	POOL CASHIER WAGES	6,414.06	6,432.90	6,500.00	6,502.33	6,500.00
06-50.00-511700	CONCESSION ATTENDANT WAGES	6,217.07	7,002.31	6,170.00	7,026.15	6,800.00
06-50.00-511900	RENTAL WAGES	3,059.32	3,009.47	3,100.00	4,257.00	4,000.00
06-50.00-512300	POOL PRE-SEASON WAGES	4,394.80	3,328.71	5,000.00	4,397.31	5,000.00
06-50.00-520500	PRINTING AND POSTAGE	19.86		200.00		200.00
06-50.00-520900	POOL WATER PERMIT FEES	1,005.00	990.00	1,005.00	1,036.00	1,100.00
06-50.00-520903	CONCESSION PERMIT FEES		500.00	600.00	508.00	550.00
06-50.00-521000	RETAILER'S OCCUPATION TAX	548.00	585.00	700.00	578.00	700.00
06-50.00-522900	MISC RENTAL EXPENSES					
06-50.00-530350	POOL LICENSE & APPAREL SUPPLIES	6,277.50	5,798.90	5,400.00	4,321.25	5,500.00
06-50.00-530355	ADOPT A BRICK SUPPLIES					
06-50.00-530500	SAFETY EQUIPMENT & SUPPLIES	825.46	1,083.69	1,000.00	1,022.71	1,500.00
06-50.00-530600	POOL CHEMICALS	11,395.84	11,200.42	12,500.00	13,271.52	14,000.00
06-50.00-530800	MISC POOL EVENT SUPPLIES	162.91	275.14	250.00	253.89	750.00
06-50.00-531100	VENDING SUPPLIES	400.08	674.94	700.00	676.75	750.00
06-50.00-531700	CONCESSION SUPPLIES	16,862.38	16,980.83	17,000.00	18,367.71	18,000.00
06-50.00-540100	NATURAL GAS	8,926.02	4,798.67	12,000.00	8,500.00	10,000.00
06-50.00-540200	ELECTRIC	20,252.15	19,002.87	23,000.00	19,500.00	23,000.00
06-50.00-540300	WATER	11,189.80	15,246.23	18,000.00	21,000.00	21,000.00
06-50.00-540400	TELEPHONE/INTERNET	2,852.99	2,048.05	2,200.00	2,000.00	2,300.00
06-50.00-570102	SECURITY/ALARM SYSTEM SERVICE	192.00	1,116.00	1,500.00	600.00	1,500.00
06-50.00-580200	WATER PARK CAPITAL	75,587.76	47,618.37	70,000.00	70,000.00	170,000.00
06-50.00-580300	SMALL EQUIP PURCHASES-POOL	3,988.85	1,317.12	4,000.00	4,000.00	4,000.00
06-50.00-580400	POOL MAINTENANCE SUPPLIES	4,892.70	5,115.05	10,000.00	9,000.00	10,000.00
06-50.00-580500	ADOPT A BRICK CONTRACTUAL EXPENSES			100.00		100.00
06-50.00-591603	SWIM LESSON WAGES	6,998.89	7,645.47	8,000.00	7,305.07	8,000.00
06-50.00-591604	SWIM TEAM COACH WAGES	13,135.01	13,100.00	14,250.00	13,561.40	14,500.00
06-50.00-591605	DIVE TEAM COACH WAGES	200.00	400.00	600.00	952.20	950.00
06-50.00-591606	POOL PROGRAM WAGES	185.40	144.80	225.00	63.60	225.00
06-50.00-591607	POOL BDAY PARTY WAGES	275.90	92.50	90.00	22.50	90.00
06-50.00-591608	SURF & TURF WAGES	1,830.43	2,026.20	2,791.00	2,731.62	3,139.00
06-50.00-591609	SWIM TEAM LIFE GUARD WAGES	4,403.84	4,869.82	5,500.00	5,010.92	5,000.00
06-50.00-591610	H20 NITE WAGES	2,538.56	2,228.51	3,450.00	3,842.40	3,500.00
06-50.00-592603	SWIM LESSONS PROGRAM SUPPLIES	48.31	180.00	250.00		250.00
06-50.00-592604	SWIM TEAM SUPPLIES		703.95	500.00	561.17	600.00
06-50.00-592606	POOL PROGRAM SUPPLIES	257.05	135.76	200.00		200.00
06-50.00-592607	POOL BIRTHDAY SUPPLIES	227.00	658.33	676.00	372.37	700.00
06-50.00-592608	SURF & TURF SUPPLIES	82.04	93.76	100.00	70.00	100.00
06-50.00-592610	H20-NITE SUPPLIES					
06-50.00-594604	SWIM TEAM TRANSPORTATION	1,836.00	2,184.00	2,200.00	1,590.00	2,200.00
06-50.00-595604	SWIM TEAM CONTRACTUAL EXPENSES					

06-50.00-595610	H20 NITE CONTRACTUAL EXPENSES	1,375.00	1,375.00	1,650.00	1,375.00	1,650.00
06-50.00-599604	SWIM TEAM ASSOCIATION FEES	794.59	445.00	825.00	445.00	530.00
TOTAL APPROPRIATIONS		289,105.86	270,094.78	315,232.00	313,541.87	425,884.00

Net Income	(7,280.76)	29,406.07	(26,992.00)	(22,045.07)	(127,964.00)
	-3%	10%	-9%	-8%	-43%

01/17/2018 BUDGET REPORT FOR ITASCA PARK DISTRICT

H2O Nites- Village Sponsored

GL NUMBER	DESCRIPTION	2015-16 ACTIVITY	2016-17 ACTIVITY	2017-18 AMENDED BUDGET	2017-18 PROJECTED ACTIVITY	2018-19 SUPERVISOR BUDGET
ESTIMATED REVENUES						
06-50.00-491610	H20-NITES SPONSORSHIP	4,800.00	4,800.00	4,800.00	4,800.00	4,800.00
TOTAL ESTIMATED REVENUES		4,800.00	4,800.00	4,800.00	4,800.00	4,800.00
APPROPRIATIONS						
06-50.00-591610	H20 NITE WAGES	2,538.56	2,228.51	3,450.00	3,842.40	3,500.00
06-50.00-595610	H20 NITE CONTRACTUAL EXPENSES	1,375.00	1,375.00	1,650.00	1,375.00	1,650.00
TOTAL APPROPRIATIONS		3,913.56	3,603.51	5,100.00	5,217.40	5,150.00
Net Income		886.44	1,196.49	(300.00)	(417.40)	(350.00)
% Profit		18%	25%	-6%	-9%	-7%

01/17/2018 BUDGET REPORT FOR ITASCA PARK DISTRICT
Calculations as of 04/30/2018

GL NUMBER	DESCRIPTION	2015-16 ACTIVITY	2016-17 ACTIVITY	2017-18 AMENDED BUDGET	2017-18 PROJECTED ACTIVITY	2018-19 SUPERVISOR BUDGET
ESTIMATED REVENUES						
06-50.00-491607	BIRTHDAY PARTY REVENUE	7,902.00	11,942.75	9,500.00	11,106.00	9,500.00
TOTAL ESTIMATED REVENUES		7,902.00	11,942.75	9,500.00	11,106.00	9,500.00
APPROPRIATIONS						
06-50.00-591607	POOL BDAY PARTY WAGES	275.90	92.50	90.00	22.50	90.00
06-50.00-592607	POOL BIRTHDAY SUPPLIES	227.00	658.33	676.00	372.37	700.00
TOTAL APPROPRIATIONS		502.90	750.83	766.00	394.87	790.00
Net Income		7,399.10	11,191.92	8,734.00	10,711.13	8,710.00
% Profit		94%	94%	92%	96%	92%

01/17/2018 BUDGET REPORT FOR ITASCA PARK DISTRICT
Calculations as of 04/30/2018

GL NUMBER	DESCRIPTION	2015-16 ACTIVITY	2016-17 ACTIVITY	2017-18 AMENDED BUDGET	2017-18 PROJECTED ACTIVITY	2018-19 SUPERVISOR BUDGET
ESTIMATED REVENUES						
06-50.00-450100	VENDING REVENUE	476.55	1,771.25	1,500.00	1,026.00	1,500.00
06-50.00-450700	CONCESSION REVENUE	31,465.50	32,344.55	33,000.00	32,594.65	33,000.00
TOTAL ESTIMATED REVENUES		31,942.05	34,115.80	34,500.00	33,620.65	34,500.00
APPROPRIATIONS						
06-50.00-511700	CONCESSION ATTENDANT WAGES	6,217.07	7,002.31	6,170.00	7,026.15	6,800.00
06-50.00-520903	CONCESSION PERMIT FEES		500.00	600.00	508.00	600.00
06-50.00-531100	VENDING SUPPLIES	400.08	674.94	700.00	676.75	750.00
06-50.00-531700	CONCESSION SUPPLIES	16,862.38	16,980.83	17,000.00	18,367.71	18,000.00
TOTAL APPROPRIATIONS		23,479.53	25,158.08	24,470.00	26,578.61	26,150.00
Net Income		8,462.52	8,957.72	10,030.00	7,042.04	8,350.00
% Profit		26%	26%	29%	21%	24%

01/17/2018

BUDGET REPORT FOR ITASCA PARK DISTRICT
Calculations as of 04/30/2018

GL NUMBER	DESCRIPTION	2015-16 ACTIVITY	2016-17 ACTIVITY	2017-18 AMENDED BUDGET	2017-18 PROJECTED ACTIVITY	2018-19 SUPERVISOR BUDGET
ESTIMATED REVENUES						
06-50.00-421350	POOL LICENSE AND APPAREL COLLECTIONS	5,362.00	6,890.00	5,400.00	4,952.00	5,500.00
TOTAL ESTIMATED REVENUES		5,362.00	6,890.00	5,400.00	4,952.00	5,500.00
APPROPRIATIONS						
06-50.00-530350	POOL LICENSE & APPAREL SUPPLIES	6,277.50	5,798.90	5,400.00	4,321.25	5,500.00
TOTAL APPROPRIATIONS		6,277.50	5,798.90	5,400.00	4,321.25	5,500.00
Net Income		(915.50)	1,091.10	0.00	630.75	0.00
% Profit		-17%	16%	0%	13%	0%

04/16/2018 BUDGET REPORT FOR ITASCA PARK DISTRICT

GL NUMBER	DESCRIPTION	2015-16 ACTIVITY	2016-17 ACTIVITY	2017-18 AMENDED BUDGET	2017-18 PROJECTED ACTIVITY	2018-19 SUPERVISOR BUDGET
ESTIMATED REVENUES						
06-50.00-491606	POOL PROGRAM REVENUE	975.00	752.00	1,020.00	224.00	1,000.00
TOTAL ESTIMATED REVENUES		975.00	752.00	1,020.00	224.00	1,000.00
APPROPRIATIONS						
06-50.00-591606	POOL PROGRAM WAGES	185.40	144.80	225.00	63.60	225.00
06-50.00-592606	POOL PROGRAM SUPPLIES	257.05	135.76	200.00		200.00
TOTAL APPROPRIATIONS		442.45	280.56	425.00	63.60	425.00
Net Income		532.55	471.44	595.00	160.40	575.00
		55%	63%	58%	72%	58%

04/16/2018 BUDGET REPORT FOR ITASCA PARK DISTRICT

GL NUMBER	DESCRIPTION	2015-16 ACTIVITY	2016-17 ACTIVITY	2017-18 AMENDED BUDGET	2017-18 PROJECTED ACTIVITY	2018-19 SUPERVISOR BUDGET
ESTIMATED REVENUES						
06-50.00-421200	POOL RENTAL REVENUE	6,972.50	6,507.00	6,200.00	9,002.50	8,000.00
TOTAL ESTIMATED REVENUES		6,972.50	6,507.00	6,200.00	9,002.50	8,000.00
APPROPRIATIONS						
06-50.00-511900	RENTAL WAGES	3,059.32	3,009.47	3,100.00	4,257.00	4,000.00
TOTAL APPROPRIATIONS		3,059.32	3,009.47	3,100.00	4,257.00	4,000.00
Net Income		3,913.18	3,497.53	3,100.00	4,745.50	4,000.00
		56%	54%	50%	53%	50%

01/17/2018 BUDGET REPORT FOR ITASCA PARK DISTRICT
Calculations as of 04/30/2018

GL NUMBER	DESCRIPTION	2015-16 ACTIVITY	2016-17 ACTIVITY	2017-18 AMENDED BUDGET	2017-18 PROJECTED ACTIVITY	2018-19 SUPERVISOR BUDGET
ESTIMATED REVENUES						
06-50.00-491603	SWIM LESSON REVENUE	21,072.55	18,111.75	19,250.00	16,757.00	18,500.00
TOTAL ESTIMATED REVENUES		21,072.55	18,111.75	19,250.00	16,757.00	18,500.00
APPROPRIATIONS						
06-50.00-591603	SWIM LESSON WAGES	6,998.89	7,645.47	8,000.00	7,305.07	8,000.00
06-50.00-592603	SWIM LESSONS PROGRAM SUPPLIES	48.31	180.00	250.00		250.00
TOTAL APPROPRIATIONS		7,047.20	7,825.47	8,250.00	7,305.07	8,250.00
Net Income		14,025.35	10,286.28	11,000.00	9,451.93	10,250.00
% Profit		67%	57%	57%	56%	55%

04/03/2018 BUDGET REPORT FOR ITASCA PARK DISTRICT
Calculations as of 04/30/2018

GL NUMBER	DESCRIPTION	2015-16 ACTIVITY	2016-17 ACTIVITY	2017-18 AMENDED BUDGET	2017-18 PROJECTED ACTIVITY	2018-19 SUPERVISOR BUDGET
ESTIMATED REVENUES						
06-50.00-491608	SURF & TURF REVENUE	$4,435.00	$3,944.00	$5,120.00	$4,980.00	$5,220.00
TOTAL ESTIMATED REVENUES		$4,435.00	$3,944.00	$5,120.00	$4,980.00	$5,220.00
APPROPRIATIONS						
06-50.00-591608	SURF & TURF WAGES	$1,830.00	$2,026.00	$2,791.00	$2,732.00	$3,139.00
06-50.00-592608	SURF & TURF SUPPLIES	$82.00	$94.00	$100.00	$70.00	$100.00
TOTAL APPROPRIATIONS		$1,912.00	$2,120.00	$2,891.00	$2,802.00	$3,239.00
Net Income (Loss)		$2,523.00	$1,824.00	$2,229.00	$2,178.00	$1,981.00
% Profit		56.89%	46.25%	43.54%	43.73%	37.95%

01/17/2018 BUDGET REPORT FOR ITASCA PARK DISTRICT
Calculations as of 04/30/2018

GL NUMBER	DESCRIPTION	2015-16 ACTIVITY	2016-17 ACTIVITY	2017-18 AMENDED BUDGET	2017-18 PROJECTED ACTIVITY	2018-19 SUPERVISOR BUDGET
ESTIMATED REVENUES						
06-50.00-491604	SWIM TEAM REVENUE	25,350.00	25,420.00	26,500.00	24,206.25	26,250.00
TOTAL ESTIMATED REVENUES		25,350.00	25,420.00	26,500.00	24,206.25	26,250.00
APPROPRIATIONS						
06-50.00-591604	SWIM TEAM COACH WAGES	13,135.01	13,100.00	14,250.00	13,561.40	14,500.00
06-50.00-591609	SWIM TEAM LIFE GUARD WAGES	4,403.84	4,869.82	5,500.00	5,010.92	5,000.00
06-50.00-592604	SWIM TEAM SUPPLIES		703.95	500.00	561.17	600.00
06-50.00-594604	SWIM TEAM TRANSPORTATION	1,836.00	2,184.00	2,200.00	1,590.00	2,200.00
06-50.00-599604	SWIM TEAM ASSOCIATION FEES	794.59	445.00	825.00	445.00	530.00
TOTAL APPROPRIATIONS		20,169.44	21,302.77	23,275.00	21,168.49	22,830.00
Net Income		5,180.56	4,117.23	3,225.00	3,037.76	3,420.00
% Profit		20%	16%	12%	13%	13%

PRESCHOOL

Recreation Fun. .nmaries 2018-2019

Activity Account	GL Code	491 Revenue	591 Staff	592 Supplies	593 Training	594 Trans	595 Contracts	599 Assoc Fees	Net Profit	Revenue %
Preschool	020	$51,084	$17,657	$1,050					$32,377	63%
Preschool Fild Trip Col.	019	$1,125					$1,125		$0	
Preschool Coord. Wages	018		$1,683						-$1,683	
Tiny Tikes	021	$43,490	$11,946	$600					$30,944	71%
JK Coordinator Wages	024		$1,683						-$1,683	
Junior Kindergarten	022	$45,594	$20,542	$850					$24,202	53%
JK Field Trip Collections	023	$1,125					$1,125		$0	
Activity Totals		**$142,418**	**$53,511**	**$2,500**	**$0**	**$0**	**$2,250**	**$0**	**$84,157**	59%

TOTAL EXPENSE $58,261

Preschool

04/17/2018 BUDGET REPORT FOR ITASCA PARK DISTRICT

GL NUMBER	DESCRIPTION	2015-16 ACTIVITY	2016-17 ACTIVITY	2017-18 AMENDED BUDGET	2017-18 PROJECTED ACTIVITY	2018-19 SUPERVISOR BUDGET
ESTIMATED REVENUES						
06-30.01-491019	PRESCHOOL FIELD TRIP COLLECTIONS		1,563.43	1,125.00	505.00	1,125.00
06-30.01-491020	PRESCHOOL-ENROLLMENT REVENUE	41,789.58	34,159.00	42,921.00	51,583.00	51,084.00
06-30.01-491021	TINY TIKES ENROLLMENT REVENUE	29,925.40	35,948.80	41,915.00	43,961.00	43,490.00
06-30.01-491022	JR KINDERGARTEN ENROLLMENT REVENUE	31,854.78	55,481.00	45,378.00	48,591.00	45,594.00
06-30.01-491023	JR KINDERGARTEN FIELD TRIP COLLECTIONS		1,679.93	1,125.00	505.00	1,125.00
TOTAL ESTIMATED REVENUES		103,569.76	128,832.16	132,464.00	145,145.00	142,418.00
APPROPRIATIONS						
06-30.01-591018	PRESCHOOL COORDINATOR WAGES	922.64	1,575.42	1,571.13	1,571.13	1,683.00
06-30.01-591020	PRESCHOOL WAGES	11,443.29	12,350.73	12,143.36	16,921.50	17,656.61
06-30.01-591021	TINY TIKES WAGES	6,724.84	7,192.91	11,122.21	11,000.00	11,946.00
06-30.01-591022	JR KINDERGARTEN WAGES	12,503.04	17,300.59	18,944.33	17,500.00	20,542.45
06-30.01-591024	JR KINDERGARTEN COORDINATOR WAGES	922.63	1,561.92	1,571.13	1,571.13	1,683.00
06-30.01-592020	PRESCHOOL SUPPLIES	1,697.46	850.00	850.00	850.00	1,050.00
06-30.01-592021	TINY TIKES SUPPLIES	403.75	410.46	600.00	600.00	600.00
06-30.01-592022	JR KINDERGARTEN SUPPLIES	1,036.73	836.80	850.00	850.00	850.00
06-30.01-595019	PRESCHOOL FIELD TRIP CONTRACTUAL EXPENSE		1,707.33	1,125.00	485.00	1,125.00
06-30.01-595023	JR KINDERGARTEN FIELD TRIP CONTRACT EXP		1,451.93	1,125.00	485.00	1,125.00
TOTAL APPROPRIATIONS		35,654.38	45,238.09	49,902.16	51,833.76	58,261.06
Net Income		$ 67,915.38	$ 83,594.07	$ 82,561.84	$ 93,311.24	$ 84,156.94
%		66%	65%	62%	64%	59%

04/17/2018

BUDGET REPORT FOR ITASCA PARK DISTRICT
Calculations as of 04/30/2018

GL NUMBER	DESCRIPTION	2015-16 ACTIVITY	2016-17 ACTIVITY	2017-18 AMENDED BUDGET	2017-18 ACTIVITY THRU 04/30/18	2017-18 PROJECTED ACTIVITY	2018-19 SUPERVISOR BUDGET
ESTIMATED REVENUES							
06-30.01-491022	JR KINDERGARTEN ENROLLMENT REVENUE	31,855	55,481	45,378	48,427	48,591	45,594
06-30.01-491023	JR KINDERGARTEN FIELD TRIP COLLECTIONS		1,680	1,125	506	505	1,125
TOTAL ESTIMATED REVENUES		31,855	57,161	46,503	48,933	49,096	46,719
APPROPRIATIONS							
06-30.01-591022	JR KINDERGARTEN WAGES	12,503	17,301	18,944	15,750	17,500	20,542
06-30.01-591024	JR KINDERGARTEN COORDINATOR WAGES	923	1,562	1,571	1,531	1,571	1,683
06-30.01-592022	JR KINDERGARTEN SUPPLIES	1,037	837	850	735	850	850
06-30.01-595023	JR KINDERGARTEN FIELD TRIP CONTRACT EXP		1,452	1,125	100	485	1,125
TOTAL APPROPRIATIONS		14,463	21,152	22,490	18,116	20,406	24,200
Net Income (Loss)		17,392	36,009	24,013	30,817	28,690	22,519
% Profit		55%	63%	52%	63%	58%	48%

04/17/2018

BUDGET REPORT FOR ITASCA PARK DISTRICT
Calculations as of 04/30/2018

GL NUMBER	DESCRIPTION	2015-16 ACTIVITY	2016-17 ACTIVITY	2017-18 AMENDED BUDGET	2017-18 ACTIVITY THRU 04/30/18	2017-18 PROJECTED ACTIVITY	2018-19 SUPERVISOR BUDGET
ESTIMATED REVENUES							
06-30.01-491019	PRESCHOOL FIELD TRIP COLLECTIONS		1,563	1,125	506	505	1,125
06-30.01-491020	PRESCHOOL-ENROLLMENT REVENUE	41,790	34,159	42,921	51,705	51,583	51,084
TOTAL ESTIMATED REVENUES		41,790	35,722	44,046	52,211	52,088	52,209
APPROPRIATIONS							
06-30.01-591018	PRESCHOOL COORDINATOR WAGES	923	1,575	1,571	1,531	1,571	1,683
06-30.01-591020	PRESCHOOL WAGES	11,443	12,351	12,143	14,774	16,922	17,657
06-30.01-592020	PRESCHOOL SUPPLIES	1,697	850	850	850	850	1,050
06-30.01-595019	PRESCHOOL FIELD TRIP CONTRACTUAL EXPENSE		1,707	1,125	100	485	1,125
TOTAL APPROPRIATIONS		14,063	16,483	15,689	17,255	19,828	21,515
Net Income (Loss)		27,727	19,239	28,357	34,956	32,260	30,694
% Profit		66%	54%	64%	67%	62%	59%

04/17/2018 BUDGET REPORT FOR ITASCA PARK DISTRICT
Calculations as of 04/30/2018

GL NUMBER	DESCRIPTION	2015-16 ACTIVITY	2016-17 ACTIVITY	2017-18 AMENDED BUDGET	2017-18 ACTIVITY THRU 04/30/18	2017-18 PROJECTED ACTIVITY	2018-19 SUPERVISOR BUDGET
ESTIMATED REVENUES							
06-30.01-491021	TINY TIKES ENROLLMENT REVENUE	29,925	35,949	41,915	43,961	43,961	43,490
TOTAL ESTIMATED REVENUES		29,925	35,949	41,915	43,961	43,961	43,490
APPROPRIATIONS							
06-30.01-591021	TINY TIKES WAGES	6,725	7,193	11,122	8,683	11,000	11,946
06-30.01-592021	TINY TIKES SUPPLIES	404	410	600	139	600	600
TOTAL APPROPRIATIONS		7,129	7,603	11,722	8,822	11,600	12,546
Net Income (Loss)		22,796	28,346	30,193	35,139	32,361	30,944
% Profit		76%	79%	72%	80%	74%	71%

MISCELLANEOUS

PRESCHOOL

04/16/2018

BUDGET REPORT FOR ITASCA PARK DISTRICT
Calculations as of 04/30/2018

GL NUMBER	DESCRIPTION	2015-16 ACTIVITY	2016-17 ACTIVITY	2017-18 AMENDED BUDGET	2017-18 ACTIVITY THRU 04/30/18	2017-18 PROJECTED ACTIVITY	2018-19 SUPERVISOR BUDGET
ESTIMATED REVENUES							
06-30.02-491025	LIL LEARNERS CAMP ENROLLMENT REVENUE	$2,510.00	$2,550.00	$2,560.00	$2,430.00	$2,430.00	$2,560.00
06-30.02-491030	CAMP BUTTERFLIES REVENUE	$15,055.00	$17,195.00	$16,256.00	$21,188.00	$21,188.00	$23,194.00
06-30.02-491031	CAMP CATERPILLARS ENROLLMENT REVENUE	$3,668.00	$3,978.00	$3,900.00	$4,764.00	$4,764.00	$5,720.00
06-30.02-491036	MISC PRESCHOOL CLASS-ENROLL REVENUE	$1,886.00	$1,255.00	$4,488.00	$3,375.00	$4,000.00	$4,250.00
TOTAL ESTIMATED REVENUES		$23,119.00	$24,978.00	$27,204.00	$31,757.00	$32,382.00	$35,724.00
APPROPRIATIONS							
06-30.02-591025	LIL LEARNERS CAMP WAGES	$1,152.00	$882.00	$1,060.00	$797.00	$779.00	$1,035.00
06-30.02-591030	CAMP BUTTERFLIES WAGES	$5,704.00	$7,004.00	$6,795.00	$7,448.00	$7,448.00	$10,186.00
06-30.02-591031	CAMP CATERPILLARS WAGES	$2,374.00	$2,245.00	$2,215.00	$2,435.00	$2,435.00	$2,215.00
06-30.02-591036	MISC PRESCHOOL CLASS WAGES	$365.00	$353.00	$650.00	$383.00	$390.00	$650.00
06-30.02-592025	LIL LEARNERS CAMP SUPPLIES	$35.00	$26.00	$40.00	$25.00	$25.00	$40.00
06-30.02-592030	CAMP BUTTERFLIES SUPPLIES	$194.00	$186.00	$250.00	$245.00	$245.00	$250.00
06-30.02-592031	CAMP CATERPILLARS SUPPLIES	$85.00	$63.00	$75.00	$47.00	$47.00	$75.00
06-30.02-592036	MISC PRESCHOOL SUPPLIES	$207.00	$89.00	$260.00	$51.00	$100.00	$100.00
06-30.02-595036	MISC PRESCHOOL CONTRACTUAL			$1,920.00	$1,960.00	$1,960.00	$1,920.00
TOTAL APPROPRIATIONS		$10,116.00	$10,848.00	$13,265.00	$13,391.00	$13,429.00	$16,471.00
Net Income (Loss)		$13,003.00	$14,130.00	$13,939.00	$18,366.00	$18,953.00	$19,253.00
% Profit		56.24%	56.57%	51.24%	57.83%	58.53%	53.89%

01/15/2018 BUDGET REPORT FOR ITASCA PARK DISTRICT
Calculations as of 04/30/2018

04/16/2018 BUDGET REPORT FOR ITASCA PARK DISTRICT
Calculations as of 04/30/2018

GL NUMBER	DESCRIPTION	2015-16 ACTIVITY	2016-17 ACTIVITY	2017-18 AMENDED BUDGET	2017-18 ACTIVITY THRU 04/30/18	2017-18 PROJECTED ACTIVITY	2018-19 SUPERVISOR BUDGET
ESTIMATED REVENUES							
06-30.02-491030	CAMP BUTTERFLIES REVENUE	$15,055.00	$17,195.00	$16,256.00	$21,188.00	$21,188.00	$23,194.00
TOTAL ESTIMATED REVENUES		$15,055.00	$17,195.00	$16,256.00	$21,188.00	$21,188.00	$23,194.00
APPROPRIATIONS							
06-30.02-591030	CAMP BUTTERFLIES WAGES	$5,704.00	$7,004.00	$6,795.00	$7,448.00	$7,448.00	$10,186.00
06-30.02-592030	CAMP BUTTERFLIES SUPPLIES	$194.00	$186.00	$250.00	$245.00	$245.00	$250.00
TOTAL APPROPRIATIONS		$5,898.00	$7,190.00	$7,045.00	$7,693.00	$7,693.00	$10,436.00
Net Income (Loss)		$9,157.00	$10,005.00	$9,211.00	$13,495.00	$13,495.00	$12,758.00
% Profit		60.82%	58.19%	56.66%	63.69%	63.69%	55.01%

04/16/2018 BUDGET REPORT FOR ITASCA PARK DISTRICT
Calculations as of 04/30/2018

GL NUMBER	DESCRIPTION	2015-16 ACTIVITY	2016-17 ACTIVITY	2017-18 AMENDED BUDGET	2017-18 ACTIVITY THRU 04/30/18	2017-18 PROJECTED ACTIVITY	2018-19 SUPERVISOR BUDGET
ESTIMATED REVENUES							
06-30.02-491031	CAMP CATERPILLARS ENROLLMENT REVENU	$3,668.00	$3,978.00	$3,900.00	$4,764.00	$4,764.00	$5,720.00
TOTAL ESTIMATED REVENUES		$3,668.00	$3,978.00	$3,900.00	$4,764.00	$4,764.00	$5,720.00
APPROPRIATIONS							
06-30.02-591031	CAMP CATERPILLARS WAGES	$2,374.00	$2,245.00	$2,215.00	$2,435.00	$2,435.00	$2,215.00
06-30.02-592031	CAMP CATERPILLARS SUPPLIES	$85.00	$63.00	$75.00	$47.00	$47.00	$75.00
TOTAL APPROPRIATIONS		$2,459.00	$2,308.00	$2,290.00	$2,482.00	$2,482.00	$2,290.00
Net Income (Loss)		$1,209.00	$1,670.00	$1,610.00	$2,282.00	$2,282.00	$3,430.00
% Profit		32.96%	41.98%	41.28%	47.90%	47.90%	59.97%

04/16/2018 BUDGET REPORT FOR ITASCA PARK DISTRICT
Calculations as of 04/30/2018

GL NUMBER	DESCRIPTION	2015-16 ACTIVITY	2016-17 ACTIVITY	2017-18 AMENDED BUDGET	2017-18 ACTIVITY THRU 04/30/18	2017-18 PROJECTED ACTIVITY	2018-19 SUPERVISOR BUDGET
ESTIMATED REVENUES							
06-30.02-491025	LIL LEARNERS CAMP ENROLLMENT REVENUE	$2,510.00	$2,550.00	$2,560.00	$2,430.00	$2,430.00	$2,560.00
TOTAL ESTIMATED REVENUES		$2,510.00	$2,550.00	$2,560.00	$2,430.00	$2,430.00	$2,560.00
APPROPRIATIONS							
06-30.02-591025	LIL LEARNERS CAMP WAGES	$1,152.00	$882.00	$1,060.00	$797.00	$779.00	$1,035.00
06-30.02-592025	LIL LEARNERS CAMP SUPPLIES	$35.00	$26.00	$40.00	$25.00	$25.00	$40.00
TOTAL APPROPRIATIONS		$1,187.00	$908.00	$1,100.00	$822.00	$804.00	$1,075.00
Net Income (Loss)		$1,323.00	$1,642.00	$1,460.00	$1,608.00	$1,626.00	$1,485.00
% Profit		52.71%	64.39%	57.03%	66.17%	66.91%	58.01%

04/16/2018

BUDGET REPORT FOR ITASCA PARK DISTRICT
Calculations as of 04/30/2018

GL NUMBER	DESCRIPTION	2015-16 ACTIVITY	2016-17 ACTIVITY	2017-18 AMENDED BUDGET	2017-18 ACTIVITY THRU 04/30/18	2017-18 PROJECTED ACTIVITY	2018-19 SUPERVISOR BUDGET
ESTIMATED REVENUES							
06-30.02-491036	MISC PRESCHOOL CLASS-ENROLL REVENUE	$1,886.00	$1,255.00	$4,488.00	$3,375.00	$4,000.00	$4,250.00
TOTAL ESTIMATED REVENUES		$1,886.00	$1,255.00	$4,488.00	$3,375.00	$4,000.00	$4,250.00
APPROPRIATIONS							
06-30.02-591036	MISC PRESCHOOL CLASS WAGES	$365.00	$353.00	$650.00	$383.00	$390.00	$650.00
06-30.02-592036	MISC PRESCHOOL SUPPLIES	$207.00	$89.00	$260.00	$51.00	$100.00	$100.00
06-30.02-595036	MISC PRESCHOOL CONTRACTUAL			$1,920.00	$1,960.00	$1,960.00	$1,920.00
TOTAL APPROPRIATIONS		$572.00	$442.00	$2,830.00	$2,394.00	$2,450.00	$2,670.00
Net Income (Loss)		$1,314.00	$813.00	$1,658.00	$981.00	$1,550.00	$1,580.00
% Profit		69.67%	64.78%	36.94%	29.07%	38.75%	37.18%

REC CENTER CONCESSIONS

Recreation Fund Summaries 2018-2019

Activity Account	GL Code	491 Revenue	591 Staff	592 Supplies	593 Training	594 Trans	595 Contracts	599 Assoc	Net Profit	Revenue %
Rec Center	700	$1,000	$300	$450					$250	25%
Activity Totals		**$1,000**	**$300**	**$450**	**$0**	**$0**	**$0**	**$0**	**$250**	25%

TOTAL EXPENSE $750

Recreation Center Concessions

04/15/2018 BUDGET REPORT FOR ITASCA PARK DISTRICT

GL NUMBER	DESCRIPTION	2015-16 ACTIVITY	2016-17 ACTIVITY	2017-18 AMENDED BUDGET	2017-18 PROJECTED ACTIVITY	2018-19 SUPERVISOR BUDGET
ESTIMATED REVENUES						
06-40.00-420300	OPEN GYM REVENUE	11,403.00	9,708.00	11,500.00	9,800.00	11,500.00
06-40.00-440600	REC CTR RENTAL REVENUE	41,413.75	38,280.00	41,000.00	40,000.00	40,000.00
06-40.00-450100	VENDING REVENUE	5,342.32	6,228.79	6,500.00	6,500.00	7,000.00
06-40.00-450700	CONCESSION REVENUE	568.25	1,871.57	1,000.00	600.00	1,000.00
TOTAL ESTIMATED REVENUES		58,727.32	56,088.36	60,000.00	56,900.00	59,500.00
APPROPRIATIONS						
06-40.00-510201	OPEN GYM WAGES P/T	317.87	324.19	540.00	1,100.00	1,200.00
06-40.00-510202	CUSTODIAL WAGES P/T	12,137.50	14,746.85	14,000.00	14,250.00	14,300.00
06-40.00-510301	BLDG SUPERVISOR WAGES P/T	27,921.97	27,778.26	26,000.00	26,000.00	26,500.00
06-40.00-511700	CONCESSION ATTENDANT WAGES	214.51	332.55	250.00	300.00	300.00
06-40.00-511900	RENTAL WAGES			3,500.00	2,500.00	3,500.00
06-40.00-520903	CONCESSION PERMIT FEES	350.00	225.00	350.00	228.00	300.00
06-40.00-521000	RETAILER'S OCCUPATION TAX	200.00	132.00	200.00	200.00	200.00
06-40.00-522900	MISC RENTAL EXPENSES	250.00		300.00	100.00	200.00
06-40.00-530300	STAFF UNIFORMS	592.45		400.00	200.00	400.00
06-40.00-531100	VENDING SUPPLIES	3,431.25	4,155.14	4,500.00	4,500.00	4,500.00
06-40.00-531700	CONCESSION SUPPLIES	273.91	816.42	450.00	400.00	450.00
06-40.00-580800	REC CENTER EQUIPMENT	867.99	866.17	5,000.00	3,000.00	5,000.00
TOTAL APPROPRIATIONS		46,557.45	49,376.58	55,490.00	52,778.00	56,850.00
Net Income		12,169.87	6,711.78	4,510.00	4,122.00	2,650.00
%		21%	12%	8%	7%	4%

SENIORS

Activity Account	GL Code	491 Revenue	591 Staff	592 Supplies	594 Trans	595 Contracts	599 Assoc Fees	Net Profit	Revenue %
Seniors	700	$3,600			$2,500	$3,600	$2,500	-$5,000	0%
Activity Totals	**Seniors**	**$3,600**	**$0**	**$0**	**$2,500**	**$3,600**	**$2,500**	**-$5,000**	0%

TOTAL EXPENSE $8,600

04/03/2018 BUDGET REPORT FOR ITASCA PARK DISTRICT
Calculations as of 04/30/2018

GL NUMBER	DESCRIPTION	2015-16 ACTIVITY	2016-17 ACTIVITY	2017-18 AMENDED BUDGET	2017-18 PROJECTED ACTIVITY	2018-19 SUPERVISOR BUDGET
ESTIMATED REVENUES						
06-30.11-491700	SENIOR CLUB REGISTRATION		$29,165.00	$3,600.00	$2,006.00	$3,600.00
TOTAL ESTIMATED REVENUES			$29,165.00	$3,600.00	$2,006.00	$3,600.00
APPROPRIATIONS						
06-30.11-594700	SENIOR CLUB TRIP TRANSPORTATION	$2,000.00	$2,500.00	$2,500.00	$2,500.00	$2,500.00
06-30.11-595700	SENIOR CLUB REGISTRATION P/O		$28,171.00	$3,600.00	$3,200.00	$3,600.00
06-30.11-599700	SENIOR CLUB MISCELLANEOUS EXPENSES	$1,000.00	$2,531.00	$2,500.00	$2,000.00	$2,500.00
TOTAL APPROPRIATIONS		$3,000.00	$33,202.00	$8,600.00	$7,700.00	$8,600.00
Net Income (Loss)		-$3,000.00	-$4,037.00	-$5,000.00	-$5,694.00	-$5,000.00
% Profit			-13.84%	-138.89%	-283.85%	-138.89%

SERVICES

Recreation Fund Summaries 2018-2019

Activity Account	GL Code	491 Revenue	591 Staff	592 Supplies	594 Trans	595 Contracts	599 Assoc Fees	Net Profit	Revenue %
Kids Klub	280	$10,000	$10,000	$100				-$100	-1%
Garden Plots	300	$410						$410	100%
Birthday Parties	291	$5,200	$1,500	$750		$370		$2,580	50%
Activity Totals	**Services**	**$15,610**	**$11,500**	**$850**	**$0**	**$370**	**$0**	**$2,890**	19%

TOTAL EXPENSE $12,720

Services

04/15/2018 BUDGET REPORT FOR ITASCA PARK DISTRICT

GL NUMBER	DESCRIPTION	2015-16 ACTIVITY	2016-17 ACTIVITY	2017-18 AMENDED BUDGET	2017-18 PROJECTED ACTIVITY	2018-19 SUPERVISOR BUDGET
ESTIMATED REVENUES						
06-30.06-440300	GARDEN PLOT RENTAL REVENUE	270.00	315.00	340.00	410.00	410.00
06-30.06-491280	KIDS KLUB REVENUE	8,203.00	8,614.75	8,650.00	9,500.00	10,000.00
06-30.06-491291	BIRTHDAY PARTY REVENUE	4,550.00	5,909.00	5,180.00	5,200.00	5,200.00
TOTAL ESTIMATED REVENUES		13,023.00	14,838.75	14,170.00	15,110.00	15,610.00
APPROPRIATIONS						
06-30.06-522900	MISC RENTAL EXPENSES					
06-30.06-591280	KIDS KLUB WAGES	7,858.95	10,286.77	8,550.00	10,000.00	10,000.00
06-30.06-591291	BIRTHDAY PARTY WAGES	867.50	1,510.37	1,500.00	1,500.00	1,500.00
06-30.06-592280	KIDS KLUB SUPPLIES		9.95	100.00	50.00	100.00
06-30.06-592291	BIRTHDAY PARTY SUPPLIES	830.22	367.42	750.00	500.00	750.00
06-30.06-595291	B-DAY PARTY CONTRACTUAL EXPENSE		185.00	185.00	370.00	370.00
TOTAL APPROPRIATIONS		9,556.67	12,359.51	11,085.00	12,420.00	12,720.00
Net Income		3,466.33	2,479.24	3,085.00	2,690.00	2,890.00
%		27%	17%	22%	18%	19%

BUDGET REPORT FOR ITASCA PARK DISTRICT
Calculations as of 04/30/2018

GL NUMBER	DESCRIPTION	2015-16 ACTIVITY	2016-17 ACTIVITY	2017-18 AMENDED BUDGET	2017-18 PROJECTED ACTIVITY	2018-19 SUPERVISOR BUDGET
ESTIMATED REVENUES						
06-30.06-440300	GARDEN PLOT RENTAL REVENUE	270	315	340	410	410
TOTAL ESTIMATED REVENUES		270	315	340	410	410

01/17/2018 BUDGET REPORT FOR ITASCA PARK DISTRICT
Calculations as of 04/30/2018

GL NUMBER	DESCRIPTION	2015-16 ACTIVITY	2016-17 ACTIVITY	2017-18 AMENDED BUDGET	2017-18 PROJECTED ACTIVITY	2018-19 SUPERVISOR BUDGET
ESTIMATED REVENUES						
06-30.06-491280	KIDS KLUB REVENUE	8,203.00	8,614.75	8,650.00	9,500.00	10,000.00
TOTAL ESTIMATED REVENUES		8,203.00	8,614.75	8,650.00	9,500.00	10,000.00
APPROPRIATIONS						
06-30.06-591280	KIDS KLUB WAGES	7,858.95	10,286.77	8,550.00	10,000.00	10,000.00
06-30.06-592280	KIDS KLUB SUPPLIES		9.95	100.00	50.00	100.00
TOTAL APPROPRIATIONS		7,858.95	10,296.72	8,650.00	10,050.00	10,100.00
Net Revenue		344.05	(1,681.97)	0.00	(550.00)	(100.00)
% Profit		4%	-20%	0%	-6%	-1%

01/17/2018 BUDGET REPORT FOR ITASCA PARK DISTRICT
Calculations as of 04/30/2018

GL NUMBER	DESCRIPTION	2015-16 ACTIVITY	2016-17 ACTIVITY	2017-18 AMENDED BUDGET	2017-18 PROJECTED ACTIVITY	2018-19 SUPERVISOR BUDGET
ESTIMATED REVENUES						
06-30.06-491291	BIRTHDAY PARTY REVENUE	4,550.00	5,909.00	5,180.00	5,200.00	5,200.00
TOTAL ESTIMATED REVENUES		4,550.00	5,909.00	5,180.00	5,200.00	5,200.00
APPROPRIATIONS						
06-30.06-591291	BIRTHDAY PARTY WAGES	867.50	1,510.37	1,500.00	1,500.00	1,500.00
06-30.06-592291	BIRTHDAY PARTY SUPPLIES	830.22	367.42	750.00	500.00	750.00
06-30.06-595291	B-DAY PARTY CONTRACTUAL EXPENSE		185.00	185.00	370.00	370.00
TOTAL APPROPRIATIONS		1,697.72	2,062.79	2,435.00	2,370.00	2,620.00
Net Revenue		2,852.28	3,846.21	2,745.00	2,830.00	2,580.00
% Profit		63%	65%	53%	54%	50%

SPECIAL EVENTS

Activity Account	GL Code	491 Revenue	591 Staff	592 Supplies	594 Trans	595 Contracts	599 Assoc Fees	Net Profit	Revenue %
Halloween	500	$3,500	$248	$1,135		$2,150		-$33	-1%
Joint Village Events	502	$1,000	$150	$450		$200		$200	20%
Bunny Events	505	$520	$332	$930		$0		-$742	-143%
Summer Concerts	506	$6,000	$0	$0		$6,500		-$500	-8%
Misc Events	507	$1,250	$125	$600		$80		$445	36%
Memorial Day Parade	509	$10,225	$250	$850		$9,125		$0	0%
Polar Express Enroll	510	$10,000	$650	$1,200		$1,900		$6,250	63%
National Night Out	508	$0	$250	$750		$1,000		-$2,000	#DIV/0!
3 on 3 Basketball	511	$6,000	$630	$3,000		$0		$2,370	40%
Oktoberfest	512	$1,000	$0	$1,200		$0		-$200	-20%
Activity Totals	**Special Events**	**$39,495**	**$2,635**	**$10,115**	**$0**	**$20,955**	**$0**	**$5,790**	15%

TOTAL EXPENSES $33,705

Village Spec Events Includes: National Night Out / Oktoberfest / Santas Workshop

04/15/2018 BUDGET REPORT FOR ITASCA PARK DISTRICT

GL NUMBER	DESCRIPTION	2015-16 ACTIVITY	2016-17 ACTIVITY	2017-18 AMENDED BUDGET	2017-18 PROJECTED ACTIVITY	2018-19 SUPERVISOR BUDGET
ESTIMATED REVENUES						
06-30.12-491500	HALLOWEEN EVENT REVENUE	3,664.17	3,500.00	3,500.00	3,500.00	3,500.00
06-30.12-491502	SANTAS WORKSHOP REVENUE	667.67	1,000.00	800.00	1,000.00	1,000.00
06-30.12-491505	BUNNY EVENT REVENUE	344.00	184.00	1,520.00	555.50	520.00
06-30.12-491506	SUMMER CONCERT REVENUE	6,000.00	6,000.00	6,000.00	6,000.00	6,000.00
06-30.12-491507	MISC SPECIAL EVENT REVENUE	615.00	365.00	1,500.00	1,205.00	1,250.00
06-30.12-491508	NATIONAL NIGHT OUT				0.00	0.00
06-30.12-491509	MEMORIAL DAY PARADE REVENUE	9,197.00	10,198.00	10,225.00	10,235.00	10,225.00
06-30.12-491510	POLAR EXPRESS REVENUE	8,000.00	10,239.00	10,000.00	10,000.00	10,000.00
06-30.12-491511	3-ON-3 BBALL REVENUE	3,575.00	6,360.00	5,750.00	6,150.00	6,000.00
06-30.12-491512	OKTOBERFEST REVENUE	1,049.30	1,309.47	800.00	1,312.00	1,000.00
TOTAL ESTIMATED REVENUES		33,112.14	39,155.47	40,095.00	39,957.50	39,495.00
APPROPRIATIONS						
06-30.12-591500	HALLOWEEN EVENT WAGES	321.41	389.27	359.00	171.98	248.00
06-30.12-591502	SANTA'S WORKSHOP WAGES	146.25	122.49	150.00	118.88	150.00
06-30.12-591505	BUNNY EVENT WAGES	387.69	371.63	345.00	204.53	332.00
06-30.12-591507	MISC SPECIAL EVENT WAGES	53.63		125.00	100.00	125.00
06-30.12-591508	NATIONAL NIGHT OUT WAGES	154.55		150.00	100.00	250.00
06-30.12-591509	MEMORIAL DAY PARADE WAGES	226.44	207.86	250.00	157.90	250.00
06-30.12-591510	POLAR EXPRESS WAGES	315.00	315.75	360.00	614.80	650.00
06-30.12-591511	3-ON-3 BBALL WAGES	677.50	623.00	630.00	474.04	630.00
06-30.12-592500	HALLOWEEN EVENT SUPPLIES		1,486.51	1,135.00	1,125.36	1,135.00
06-30.12-592502	SANTAS WORKSHOP SUPPLIES	401.42	402.77	450.00	299.31	450.00
06-30.12-592505	BUNNY EVENT SUPPLIES	1,086.87	902.31	900.00	904.03	930.00
06-30.12-592507	MISC SPECIAL EVENT SUPPLIES	465.41	221.88	600.00	269.94	600.00
06-30.12-592508	NATIONAL NIGHT OUT SUPPLIES					750.00
06-30.12-592509	MEMORIAL DAY PARADE SUPPLIES		866.74	850.00	194.42	850.00
06-30.12-592510	POLAR EXPRESS SUPPLIES	869.34	1,018.74	1,200.00	783.06	1,200.00
06-30.12-592511	3 ON 3 BBALL SUPPLIES/EXPENSES	15.88	378.33	2,810.00	2,407.17	3,000.00
06-30.12-592512	OKTOBERFEST SUPPLIES	1,056.29	1,309.17	1,000.00	1,200.00	1,200.00
06-30.12-595500	HALLOWEEN EVENT CONTRACTUAL EXPENS	3,365.87	1,850.00	2,150.00	2,133.10	2,150.00
06-30.12-595502	SANTAS WORKSHOP CONTRACTUAL EXPENS	120.00	175.00	200.00	125.00	200.00
06-30.12-595506	SUMMER CONCERT CONTRACTUAL EXPENSI	6,000.00	6,000.00	6,000.00	6,000.00	6,500.00
06-30.12-595507	MISC SPECIAL EVENT CONTRACTUAL EXPEN	60.00	75.00	80.00	75.00	80.00
06-30.12-595508	NATIONAL NIGHT OUT CONTRACTUAL EXPEI	850.00	1,095.00	1,000.00	675.00	1,000.00
06-30.12-595509	MEMORIAL DAY PARADE CONTRACTUAL EXI	8,079.73	9,225.21	9,125.00	8,669.80	9,125.00
06-30.12-595510	POLAR EXPRESS CONTRACTUAL EXPENSES	2,002.38	2,083.66	2,100.00	1,863.00	1,900.00
06-30.12-595512	OKTOBERFEST CONTRACTUAL EXPENSES					
TOTAL APPROPRIATIONS		30,686.70	31,731.76	31,969.00	28,666.32	33,705.00
Net Incom		2,425.44	7,423.71	8,126.00	11,291.18	5,790.00
%		7%	19%	20%	28%	15%

TEENS

Activity Account	GL Code	491 Revenue	591 Staff	592 Supplies	594 Trans	595 Contracts	599 Assoc Fees	Net Profit	Revenue %
Teen Dances	680	$5,165	$961	$800		$2,750		$654	13%
Misc Teen Trips	683	$2,600	$77	$900		$1,140		$483	19%
Teen Travel Camp	684	$16,785	$6,023			$3,600		$7,162	43%
Activity Totals	**Teens**	**$24,550**	**$7,061**	**$1,700**	**$0**	**$7,490**	**$0**	**$8,299**	34%

TOTAL EXPENSE $16,251

04/16/2018 BUDGET REPORT FOR ITASCA PARK DISTRICT
Calculations as of 04/30/2018

GL NUMBER	DESCRIPTION	2015-16 ACTIVITY	2016-17 ACTIVITY	2017-18 AMENDED BUDGET	2017-18 ACTIVITY THRU 04/30/18	2017-18 PROJECTED ACTIVITY	2018-19 SUPERVISOR BUDGET
ESTIMATED REVENUES							
06-30.15-491680	TEEN DANCE-REVENUE	$4,841.00	$6,772.00	$5,390.00	$4,774.00	$5,074.00	$5,165.00
06-30.15-491683	MISC TEEN TRIP REVENUE			$2,200.00	$787.00	$787.00	$2,600.00
06-30.15-491684	TEEN TRAVEL CAMP REVENUE	$14,065.00	$14,375.00	$15,150.00	$14,068.00	$14,375.00	$16,785.00
TOTAL ESTIMATED REVENUES		$18,906.00	$21,147.00	$22,740.00	$19,629.00	$20,236.00	$24,550.00
APPROPRIATIONS							
06-30.15-591680	TEEN DANCE WAGES	$775.00	$904.00	$800.00	$870.00	$957.00	$961.00
06-30.15-591683	MISC TEEN TRIP WAGES			$77.00			$77.00
06-30.15-591684	TEEN TRAVEL CAMP WAGES	$3,550.00	$3,296.00	$4,740.00	$5,048.00	$5,048.00	$6,023.00
06-30.15-592680	TEEN DANCE SUPPLIES	$564.00	$834.00	$800.00	$752.00	$827.00	$800.00
06-30.15-592683	MISC TEEN TRIPS SUPPLIES			$900.00	$68.00	$68.00	$900.00
06-30.15-595680	TEEN DANCE CONTRACTUAL EXPENSES	$2,750.00	$2,750.00	$2,750.00	$2,750.00	$2,750.00	$2,750.00
06-30.15-595683	MISC TEEN TRIPS-CONTRACTUAL EXPENSES			$645.00			$1,140.00
06-30.15-595684	TEEN TRAVEL CAMP CONTRACTUAL EXPENS	$2,273.00	$2,376.00	$2,400.00	$2,493.00	$2,493.00	$3,600.00
TOTAL APPROPRIATIONS		$9,912.00	$10,160.00	$13,112.00	$11,981.00	$12,143.00	$16,251.00
Net Income (Loss)		$8,994.00	$10,987.00	$9,628.00	$7,648.00	$8,093.00	$8,299.00
% Profit		47.57%	51.96%	42.34%	38.96%	39.99%	33.80%

04/16/2018 BUDGET REPORT FOR ITASCA PARK DISTRICT
Calculations as of 04/30/2018

GL NUMBER	DESCRIPTION	2015-16 ACTIVITY	2016-17 ACTIVITY	2017-18 AMENDED BUDGET	2017-18 ACTIVITY THRU 04/30/18	2017-18 PROJECTED ACTIVITY	2018-19 SUPERVISOR BUDGET
ESTIMATED REVENUES							
06-30.15-491684	TEEN TRAVEL CAMP REVENUE	$14,065.00	$14,375.00	$15,150.00	$14,068.00	$14,375.00	$16,785.00
TOTAL ESTIMATED REVENUES		$14,065.00	$14,375.00	$15,150.00	$14,068.00	$14,375.00	$16,785.00
APPROPRIATIONS							
06-30.15-591684	TEEN TRAVEL CAMP WAGES	$3,550.00	$3,296.00	$4,740.00	$5,048.00	$5,048.00	$6,023.00
06-30.15-595684	TEEN TRAVEL CAMP CONTRACTUAL EXPENS	$2,273.00	$2,376.00	$2,400.00	$2,493.00	$2,493.00	$3,600.00
TOTAL APPROPRIATIONS		$5,823.00	$5,672.00	$7,140.00	$7,541.00	$7,541.00	$9,623.00
Net Income (Loss)		$8,242.00	$8,703.00	$8,010.00	$6,527.00	$6,834.00	$7,162.00
% Profit		58.60%	60.54%	52.87%	46.40%	47.54%	42.67%

04/16/2018

BUDGET REPORT FOR ITASCA PARK DISTRICT
Calculations as of 04/30/2018

GL NUMBER	DESCRIPTION	2015-16 ACTIVITY	2016-17 ACTIVITY	2017-18 AMENDED BUDGET	2017-18 ACTIVITY THRU 04/30/18	2017-18 PROJECTED ACTIVITY	2018-19 SUPERVISOR BUDGET
ESTIMATED REVENUES							
06-30.15-491680	TEEN DANCE-REVENUE	$4,841.00	$6,772.00	$5,390.00	$4,774.00	$5,074.00	$5,165.00
TOTAL ESTIMATED REVENUES		$4,841.00	$6,772.00	$5,390.00	$4,774.00	$5,074.00	$5,165.00
APPROPRIATIONS							
06-30.15-591680	TEEN DANCE WAGES	$775.00	$904.00	$800.00	$870.00	$957.00	$961.00
06-30.15-592680	TEEN DANCE SUPPLIES	$564.00	$834.00	$800.00	$752.00	$827.00	$800.00
06-30.15-595680	TEEN DANCE CONTRACTUAL EXPENSES	$2,750.00	$2,750.00	$2,750.00	$2,750.00	$2,750.00	$2,750.00
TOTAL APPROPRIATIONS		$4,089.00	$4,488.00	$4,350.00	$4,372.00	$4,534.00	$4,511.00
Net Income (Loss)		$752.00	$2,284.00	$1,040.00	$402.00	$540.00	$654.00
% Profit		15.53%	33.73%	19.29%	8.42%	10.64%	12.66%

TRIPS

Activity Account	GL Code	491 Revenue	591 Staff	592 Supplies	593 Training	594 Trans	595 Contracts	Net Profit	Revenue %
Adult Trips	408	$12,970	$160	$200			$9,164	$3,446	27%
Activity Totals	**Trips**	**$12,970**	**$160**	**$200**	**$0**	**$0**	**$9,164**	**$3,446**	27%

TOTAL EXPENSE $9,524

04/16/2018 BUDGET REPORT FOR ITASCA PARK DISTRICT
Calculations as of 04/30/2018

GL NUMBER	DESCRIPTION	2015-16 ACTIVITY	2016-17 ACTIVITY	2017-18 AMENDED BUDGET	2017-18 ACTIVITY THRU 04/30/18	2017-18 PROJECTED ACTIVITY	2018-19 SUPERVISOR BUDGET
ESTIMATED REVENUES							
06-30.10-491408	ADULT TRIP REVENUE	$480.00	$3,745.00	$30,824.00	$20,642.00	$20,657.00	$12,970.00
TOTAL ESTIMATED REVENUES		$480.00	$3,745.00	$30,824.00	$20,642.00	$20,657.00	$12,970.00
APPROPRIATIONS							
06-30.10-591408	ADULT TRIP WAGES		$70.00	$160.00	$170.00	$170.00	$160.00
06-30.10-592408	ADULT TRIPS SUPPLIES						$200.00
06-30.10-595408	ADULT TRIPS CONTRACTS	$536.00	$2,978.00	$25,029.00	$16,979.00	$16,979.00	$9,164.00
TOTAL APPROPRIATIONS		$536.00	$3,048.00	$25,189.00	$17,149.00	$17,149.00	$9,524.00
Net Income (Loss)		-$56.00	$697.00	$5,635.00	$3,493.00	$3,508.00	$5,516.00
% Profit		62.00%	-12.00%	19.00%	15.00%	14.00%	21.00%

Program Areas	2016-17	Proposed 2017-2018		Cost Per Hour 17/18 (res)	Proposed 2018-2019		Cost Per Hour 18/19 (Res)	% Increase
	Resident	Resident	Non Res		Resident	Non Resident		
Preschool General								
Lil' Learners Camp	$155	$160	$170	$ 5.00	$160	$170	$ 5.00	0%
Camp Caterpillars Summer Camp (3day)	$240	$250	$260	$ 3.47	$250	$260	$ 3.47	0%
Camp Caterpillars Summer Camp (2day)	$185	$190	$200	$ 3.96	$190	$200	$ 3.96	0%
Camp Butterflies (3 day AM)	$294	$300	$310	$ 4.17	$300	$310	$ 4.17	0%
Camp Butterflies (3 day PM)	$389	$395	$405	$ 4.11	$395	$405	$ 4.11	0%
Camp Butterflies (3 day full)	$593	$599	$609	$ 3.57	$599	$609	$ 3.57	0%
Camp Butterflies (2 day full)	$392	$397	$407	$ 3.54	$397	$407	$ 3.54	0%
Camp Butterflies (2 day AM)	N/A	$225	$235	$ 4.69	$225	$235	$ 4.69	0%
Surf & Turf Camp - 1 day option (8WK)	$125	$160	$170	$ 5.00	$160	$170	$ 5.00	0%
Surf & Turf Camp - 2 day option (8WK)	$173	$210	$220	$ 3.28	$210	$220	$ 3.28	0%
Surf & Turf Camp- 3 day option (8WK)	$221	$260	$270	$ 2.71	$260	$270	$ 2.71	0%
Misc. Youth Programming								
Magic Class	$20	$20	$25	$ 26.67	$20	$25	$ 26.67	0%
Tot Rock/ Kid Rock Summer	$73	$73	$73	$ 9.13	$73	$73	$ 9.13	0%
Tot Rock/ Kid Rock Fall	$55	$55	$55	$ 9.17	$55	$55	$ 9.17	0%
Tot Rock/ Kid Rock Winter/Spring	$73	$73	$73	$ 9.13	$73	$73	$ 9.13	0%
Movie at the Rec	$5	$5	$5	$ 2.00	$5	$5	$ 2.00	0%
Chess					$ 95.00	$ 105.00	$ 15.83	0%
Let's Build It					$ 110.00	$ 120.00	$ 18.33	0%
Cooking Class					$ 90.00	$ 100.00	$ 30.00	0%
Popsicle Party					$ 45.00	$ 55.00	$ 7.50	0%
Summer STEAM					$ 60.00	$ 70.00	$ 10.00	0%
National Days Workshops (Museum)					$ 15.00	$ 15.00	$ 20.00	0%
Family Events					$ 7.00	$ 10.00	$ 3.50	0%
Break Camps					$ 35.00	$ 45.00	$ 5.00	0%
					$ 15.00	$ 20.00	$ 15.00	0%
Day Camp								
Adventure M-F 1 Week	$135	$140	$150	$ 4.00	$140	$150	$ 4.00	8%
Adventure MWF 1 Week	$95	$100	$110	$ 4.76	$100	$110	$ 4.76	11%
Adventure T/TH 1 Week	$75	$80	$90	$ 5.71	$80	$90	$ 5.71	14%
Adventure Early Bird M-F 1 Week	$210	$220	$230	$ 3.14	$120	$130	$ 3.43	0%
Adventure Early Bird MWF 1 Week					$80	$90	$ 3.81	0%
Adventure Early Bird T/TH 1 Week					$60	$70	$ 4.29	0%
~~Camp Kick-Off~~	~~$135~~	~~$140~~	~~$150~~	~~$ 4.00~~				
~~After Camp~~	~~$140~~	~~$145~~	~~$150~~	~~$ 4.14~~				
Teen Programming								

Teen Travel M-F 1 week	$145	$150	$160	$ 4.29	$150	$160	$ 4.29	0%
Teen Travel MWF 1 week	$95	$100	$110	$ 4.76	$100	$110	$ 4.76	0%
Teen Travel T/TH 1 week	$55	$60	$70	$ 4.29	$60	$70	$ 4.29	0%
Teen Travel Early Bird	$245	$255	$265	$ 3.64	$125	$135	$ 3.57	0%
Club Friday Night	$6	$6	$6	$ 3.00	$6	$6	$ 3.00	0%
Safe Sitter Training Course	$75	$80	$90	$ 10.00	$ 85.00	$ 95.00	$ 14.67	6%
Teen Trips					$ 45.00	$ 55.00	$ 7.50	0%
Movie Nights					$ 5.00	$ 5.00	$ 2.00	0%
					$ 15.00	$ 20.00	$ 10.00	0%
Counselor in Training 5 day					$ 440.00	$ 528.00	$ 1.40	0%
					$ 180.00	$ 216.00	$ 1.43	0%
Adult Trips/Programs								
Starved Rock Tribute Trips	$50	$55	$55	$ 6.88	$55	$55	$ 6.88	0%
Chicago Flower & Garden	$30	$35	$35	$ 4.36	$35	$35	$ 4.36	0%
Chicago Botanical Gardens	$10	$18	$18	$ 3.00	$18	$18	$ 3.00	0%
Fireside Theater Trip	$110	$120	$120	$ 13.33	$120	$120	$ 13.33	0%
Lunch/Shopping Trips					$5	$5	$ 1.40	0%
Tour Trips					$35	$35	$ 5.00	0%
Theater Trips					$70	$70	$ 10.00	0%
					$20	$30	$ 20.00	0%
Dance								
Summer 45 min classes	$95	$95	$105	$ 21.11	$95	$105	$ 21.11	0%
Summer 60 min classes	$100	$100	$110	$ 16.67	$100	$110	$ 16.67	0%
Fall 45 min classes	$145	$147	$157	$ 15.08	$147	$157	$ 15.08	0%
Fall 60 min classes	$155	$157	$167	$ 12.08	$157	$167	$ 12.08	0%
Winter/Spring 45 min classes	$170	$172	$182	$ 12.74	$172	$182	$ 12.74	0%
Winter/Spring 60 min classes	$180	$182	$192	$ 10.11	$182	$192	$ 10.11	0%
Private Lessons	$40	$40	$40	$ 40.00	$40	$40	$ 40.00	0%
Dance Team 2 payment	$290	$290	$290	$ 11.15	$290	$290	$ 11.15	0%
Dance Team Year Round	$550	$550	$550	$ 8.87	$550	$550	$ 8.87	0%
Line Dance		$45	$55	$ 36.00	$45	$55	$ 36.00	0%
Gymnastics								
Gym Drop-In (5 Punches)	$ 30.00	$ 30.00	$ 30.00	$ 4.00	$ 30.00	$ 30.00	$ 4.00	0%
Gym Drop-In (Daily)	$ 7.00	$ 7.00	$ 7.00	$ 4.67	$ 7.00	$ 7.00	$ 4.67	0%
Tiny Toes (8 WKS)	$ 50.00	$ 50.00	$ 55.00	$ 6.25	$ 50.00	$ 55.00	$ 6.25	0%
Pre-School Gymnastics (8Weeks)	$ 57.00	$ 57.00	$ 62.00	$ 7.13	$ 57.00	$ 62.00	$ 7.13	0%
Recreational								0%
Fun Filled Fridays (1 Day; 3 hours)	$ 25.00	$ 25.00	$ 30.00	$ 8.33	$ 25.00	$ 30.00	$ 8.33	0%
Recreational Gymnastics (8WKS)	$ 70.00	$ 72.00	$ 77.00	$ 9.63	$ 72.00	$ 77.00	$ 9.63	0%
Home Scho[illegible]mnastics (8WKS)	$ 75.00	$ 77.00	$ 82.0[illegible]	9.63	$ 77.00	$ 82.00	$ 9.63	0%
Dance/Chee[illegible]	$ 70.00	$ 72.00	$ 77.00	$ 7.50	$ 72.00	$ 77.00	$ 7.50	0%

T-n-T (8W	$ 115.00	$ 120.00	$ 125.0	$7.50	$ 120.00	$ 125.00	$7.50	0%
Pre Team Levels 2/3 (3 HRS, 50 WKS)	$ 1,450.00	$ 1,450.00	$ 1,450.00	$ 9.67	$ 1,450.00	$ 1,450.00	$ 9.67	0%
Team (6 HRS, 50 WKS)	$ 1,750.00	$ 1,750.00	$ 1,750.00	$ 5.83	$ 1,750.00	$ 1,750.00	$ 5.83	0%
Team (9 HRS, 50 WKS)	$ 2,300.00	$ 2,300.00	$ 2,300.00	$ 5.11	$ 2,300.00	$ 2,300.00	$ 5.11	0%
Team (12 HRS, 52 WKS)	$ 2,760.00	$ 2,760.00	$ 2,760.00	$ 4.60	$ 2,760.00	$ 2,760.00	$ 4.60	0%
HS Optionals (15 HRS, 36 WKS)	$ 2,120.00	$ 2,120.00	$ 2,120.00	$ 3.93	$ 2,120.00	$ 2,120.00	$ 3.93	0%
Program Areas	**2016-17**	**Proposed 2017-2018**		**Cost Per Hour 17/18 (res)**	**Proposed 2018-2019**		**Cost Per Hour 18/19 (Res)**	**% Increase**
	Resident	Resident	Non Res		Resident	Non Resident		
Waterpark								
Daily Fee - AM	$ 4.00	$ 4.00	$ 4.00		$ 4.00	$ 4.00		0%
Daily Fee - Afternoon	$ 6.00	$ 6.00	$ 6.00		$ 6.00	$ 6.00		0%
Daily Fee - PM	$ 4.00	$ 4.00	$ 4.00		$ 4.00	$ 4.00		0%
Daily Fee - Weekend	$ 10.00	$ 10.00	$ 10.00		$ 10.00	$ 10.00		0%
Season Swim Pass (Family)	$ 165.00	$ 165.00	$ 195.00		$ 170.00	$ 200.00		3%
Season Swim Pass (Senior)	$ 55.00	$ 55.00	$ 70.00		$ 60.00	$ 75.00		8%
Season Swim Pass (Adult)	$ 85.00	$ 85.00	$ 100.00		$ 90.00	$ 105.00		5%
Season Swim Pass (Child)	$ 85.00	$ 85.00	$ 100.00		$ 90.00	$ 105.00		5%
Medinah Park District Resident Family	$ 175.00	$ 175.00			$ 180.00			3%
Medinah Park District Resident Child	$ 90.00	$ 90.00			$ 95.00			5%
Medinah Park District Resident Adult	$ 90.00	$ 90.00			$ 95.00			5%
Medinah Park District Resident Senior	$ 60.00	$ 60.00			$ 65.00			8%
Parent Tot Swim Lesson Early Bird	$ 30.00	$ 30.00	$ 40.00		$ 30.00	$ 40.00		0%
Parent Tot Swim Lesson Reg	$ 35.00	$ 35.00	$ 45.00		$ 35.00	$ 45.00		0%
Tiny Tots Swim Lessons Early Bird	$ 50.00	$ 50.00	$ 60.00		$ 50.00	$ 60.00		0%
Tiny Tots Swim Lessons Reg	$ 55.00	$ 55.00	$ 65.00		$ 55.00	$ 65.00		0%
Tiny Tot Evening Early Bird	$ 90.00	$ 90.00	$ 100.00		$ 90.00	$ 100.00		0%
Tiny Tot Evening Reg	$ 100.00	$ 100.00	$ 120.00		$ 100.00	$ 120.00		0%
Program Areas				**Cost Per Hour 17/18 (res)**				
Journey Swim Lessons Early Bird	$ 50.00	$ 50.00	$ 60.00		$ 50.00	$ 60.00		0%
Journey Swim Lessons Reg	$ 55.00	$ 55.00	$ 65.00		$ 55.00	$ 65.00		0%
Journey Evening Early Bird	$ 90.00	$ 90.00	$ 100.00		$ 90.00	$ 100.00		0%
Journey Evening Reg	$ 100.00	$ 100.00	$ 12.00		$ 100.00	$ 12.00		0%
Semi Private Swim Lessons								
Semi Private Lessons 2 Swimmers (Each)	$ 34.00	$ 34.00	$ 34.00		$ 34.00	$ 34.00		0%
Semi Private Lessons 3 Swimmers (Each)	$ 48.00	$ 48.00	$ 48.00		$ 48.00	$ 48.00		0%
Private Swim Lessons (1/2 Hour)	$ 20.00	$ 20.00	$ 20.00		$ 20.00	$ 20.00		0%
Diving Lessons	$ 200.00	$ 200.00	$ 200.00		$ 200.00	$ 200.00		0%
Junior Lifeguard Training Program	$ 130.00	$ 130.00	$ 130.00		$ 130.00	$ 130.00		0%

Itasca Jr. Dolphins Team	$ 105.00	$ 105.00	$ 105.00		$ 105.00	$ 105.00		0%
Itasca Dolphins Swim Team	$ 150.00	$ 150.00	$ 175.00		$ 150.00	$ 175.00		0%
Special Event - Parties	$ 16.00	$ 16.00	$ 16.00		$ 16.00	$ 16.00		0%
Birthday Parties - Rec Center								
Gymnastics/Sports/ Party	$ 190.00	$ 190.00	$ 190.00		$ 190.00	$ 190.00		0%
Sports & Games	$ 190.00	$ 190.00	$ 190.00		$ 190.00	$ 190.00		0%
Pirate/Princess/Luau/RaceCar/Safari Pty	$ 190.00	$ 190.00	$ 190.00		$ 190.00	$ 190.00		0%
Magic Party/Balloon Animals	$ 275.00	$ 285.00	$ 285.00		$ 285.00	$ 285.00		0%
Build-a-Teddy	$ 250.00	$ 255.00	$ 255.00		$ 255.00	$ 255.00		0%
Dance Party	$ 190.00	$ 200.00	$ 200.00		$ 200.00	$ 200.00		0%
Garage Sale	$ 16.00	$ 16.00	$ 16.00		$ 16.00	$ 16.00		0%
Tiny Tikes (Based on 33 Weeks)	$ 942.00	$ 962.00	$ 1,079.00	$ 7.29	$ 1,037.00	$ 1,154.00	$ 7.85	0%
Preschool (33 Wks)	$ 1,066.00	$ 1,086.00	$ 1,189.00	$ 6.58	$ 1,161.00	$ 1,264.00	$ 7.04	0%
Junior Kindergarten (33 Wks)	$ 1,246.00	$ 1,266.00	$ 1,395.00	$ 4.26	$ 1,341.00	$ 1,470.00	$ 4.52	0%
Deposit	$ 75.00	$ 75.00	$ 75.00		1st monthly payment upon registration			
Nature School Classes and Programs								
Summer Tiny Tikes	$ 120.00	$ 120.00	$ 140.00	$ 7.50	$ 120.00	$ 140.00	$ 7.50	0%
Summer Preschool	$ 240.00	$ 240.00	$ 280.00	$ 6.00	$ 240.00	$ 280.00	$ 6.00	0%
Summer JK	$ 270.00	$ 270.00	$ 315.00	$ 5.63	$ 270.00	$ 315.00	$ 5.63	0%
1 Hour Program School	$ -	$ -	$ 75.00	$ -	$ -	$ 75.00	$ -	0%
1.5 Hour Program School	$ -	$ -	$ 115.00	$ -	$ -	$ 115.00	$ -	0%
2 Hour Program School	$ -	$ -	$ 149.00	$ -	$ -	$ 149.00	$ -	0%
4 Hour Program School	$ -	$ -	$ 249.00	$ -	$ -	$ 249.00	$ -	0%
Treasure Hunting Birthday Party	$ 215.00	$ 215.00	$ 215.00	$ 7.16	$ 215.00	$ 215.00	$ 7.16	0%
Paint Party	$ -	$ -	$ -	$ -	$ 225.00	$ 225.00	$ 7.50	new
Nature Crafts/Astounding Animals Party	$ 175.00	$ 175.00	$ 175.00	$ 5.83	$ 175.00	$ 175.00	$ 5.83	0%
1 Hour Class	$ 7.00	$ 7.00	$ 9.00	$ 7.00	$ 7.00	$ 9.00	$ 7.00	0%
1.5 Hour Class	$ 10.00	$ 10.00	$ 12.00	$ 6.67	$ 10.00	$ 12.00	$ 6.67	0%
Series of 4 classes (1 hour)	$ 28.00	$ 28.00	$ 32.00	$ 7.00	$ 28.00	$ 32.00	$ 7.00	0%
Junior Kindergarten Enrichment 1 day	$ 594.00	$ 619.00	$ 715.00	$ 6.25	$ 619.00	$ 715.00	$ 6.25	0%
Junior Kindergarten Enrichment 2 day	$ -	$ -	$ -	$ 6.25	$ 1,019.00	$ 1,165.00	$ 5.15	new
Preschool Enrichment 1 day	$ -	$ 561.00	$ 602.00	$ 6.80	$ 561.00	$ 602.00	$ 6.80	0%
Wildland Explorers (5 days, 6.5 hours)	$ 165.00	$ 175.00	$ 185.00	$ 5.38	$ 175.00	$ 185.00	$ 5.38	0%
Young Explorers Camp (5 days, 1.5 hrs)	$ 60.00	$ 75.00	$ 95.00	$ 7.50	$ 75.00	$ 95.00	$ 7.50	0%
Treasure Hunting Camp	$ 125.00	$ 130.00	$ 140.00	$ 6.50	$ 130.00	$ 140.00	$ 6.50	0%
Art Around the World	$ 125.00	$ 130.00	$ 140.00	$ 6.50	$ 130.00	$ 140.00	$ 6.50	0%
Famous Artists Camp	$ 125.00	$ 130.00	$ 140.00	$ 6.50	$ 130.00	$ 140.00	$ 6.50	0%
Dr. Seus Science Camp	$ -	$ 75.00	$ 95.00	$ 7.50	$ 112.00	$ 122.00	$ 7.47	0%
...iess Passes								

1 Yr. Indivi[illegible]8-59	$ 199.00	$ 199.00	$ 263.0[illegible]	$ 0.55	$ 199.00	$ 263.00	$ 0.55	0%
1Yr. Couple	$ 344.00	$ 344.00	$ 450.00	$ 0.96	$ 344.00	$ 450.00	$ 0.96	0%
1Yr. Couple (1Sr. 60+ 1 59-)	$ 238.00	$ 238.00	$ 344.00	$ 0.66	$ 238.00	$ 344.00	$ 0.66	0%
1Yr. Sr. 60+ Couple	$ 144.00	$ 144.00	$ 212.00	$ 0.40	$ 144.00	$ 212.00	$ 0.40	0%
1Yr. Indvidual Senior 60+	$ 84.00	$ 84.00	$ 124.00	$ 0.23	$ 84.00	$ 124.00	$ 0.23	0%
1 Yr. Full Time Student (14-24)	$ 103.00	$ 103.00	$ 134.00	$ 0.29	$ 103.00	$ 134.00	$ 0.29	0%
1Yr. Teen 11-13	$ 67.00	$ 67.00	$ 77.00	$ 0.19	$ 67.00	$ 77.00	$ 0.19	0%
3 month	$ 68.00	$ 68.00	$ 89.00	$ 0.76	$ 68.00	$ 89.00	$ 0.76	0%
1 month	$ 35.00	$ 35.00	$ 45.00	$ 1.17	$ 35.00	$ 45.00	$ 1.17	0%
Two Week	$ 25.00	$ 25.00	$ 35.00	$ 1.79	$ 25.00	$ 35.00	$ 1.79	0%
EFT monthly Individual	$ 18.50	$ 18.50	$ 24.00	$ 0.62	$ 18.50	$ 24.00	$ 0.62	0%
EFT monthly Couple	$ 30.00	$ 30.00	$ 39.00	$ 0.50	$ 30.00	$ 39.00	$ 0.50	0%
EFT monthly Senior	$ 9.00	$ 9.00	$ 12.50	$ 0.30	$ 9.00	$ 12.50	$ 0.30	0%
EFT monthly Senior Couple	$ 14.00	$ 14.00	$ 19.50	$ 0.23	$ 14.00	$ 19.50	$ 0.23	0%
EFT monthly Corporate	$ 21.00	$ 21.00		$ 0.70	$ 21.00		$ 0.70	0%
6 month Individual 18-59	$ 128.00	$ 128.00	$ 171.00	$ 0.71	$ 128.00	$ 171.00	$ 0.71	0%
6 month Couple	$ 218.00	$ 218.00	$ 292.00	$ 1.21	$ 218.00	$ 292.00	$ 1.21	0%
6 month Couple (1 Sr. 60+ 1 59-)	$ 166.00	$ 166.00	$ 217.00	$ 0.92	$ 166.00	$ 217.00	$ 0.92	0%
6 month Senior 60+ Couple	$ 115.00	$ 115.00	$ 142.00	$ 0.64	$ 115.00	$ 142.00	$ 0.64	0%
6 month Individual Senior 60+	$ 67.00	$ 67.00	$ 84.00	$ 0.37	$ 67.00	$ 84.00	$ 0.37	0%
6 month High School 14-17	$ 66.00	$ 66.00	$ 82.00	$ 0.37	$ 66.00	$ 82.00	$ 0.37	0%
One Year Corporate	$ 226.00	$ 226.00		$ 0.63	$ 226.00		$ 0.63	0%
6 Month Corporate	$ 145.00	$ 145.00		$ 0.81	$ 145.00		$ 0.81	0%
Track Only Individual 18-59	$ 45.00	$ 45.00	$ 70.00	$ 0.13	$ 45.00	$ 70.00	$ 0.13	0%
Track Only Seniors 60+	$ 35.00	$ 35.00	$ 55.00	$ 0.10	$ 35.00	$ 55.00	$ 0.10	0%
Track Only Corporate	$ 55.00	$ 55.00		$ 0.15	$ 55.00		$ 0.15	0%
Daily Fee	$ 7.00	$ 7.50	$ 8.50		$ 7.00	$ 8.00		0%
Group Fitness Classes								
Fitness Members 15 Punches	$ 79.00	$ 86.00		$ 5.73	$ 86.00		$ 5.73	0%
Fitness Members 30 Punches	$ 149.00	$ 164.00		$ 5.47	$ 157.00		$ 5.23	0%
Non-Fitness Members 15 Punches	$ 90.00	$ 97.00		$ 6.47	$ 97.00			0%
Non-Fitness Members 30 Punches	$ 170.00	$ 185.00		$ 6.17	$ 178.00			0%
Seniors 15 punches	$ 38.00	$ 45.00	$ 59.00	$ 3.00	$ 45.00	$ 51.00	$ 3.00	0%
Seniors 30 punches	$ 67.00	$ 74.00	$ 98.00	$ 2.47	$ 74.00	$ 90.00	$ 2.47	0%
Daily Fee Seniors 60+	$ 3.00	$ 3.50	$ 4.50	$ 3.50	$ 3.50	$ 4.50	$ 3.50	0%
Daily Fee Member/Non-Member	$ 6.00	$ 6.50	$ 7.50	$ 6.50	$ 6.50	$ 7.50	$ 6.50	0%
Aqua Aerobics 15 Punches	$ 90.00	$ 97.00		$ 6.46	$ 86.00	$ 97.00	$ 5.73	0%
Aqua Aerobics 30 Punches	$ 170.00	$ 185.00		$ 6.17	$ 157.00	$ 178.00	$ 5.23	0%
Aqua Aerobics Daily Fee	$ 6.00	$ 6.50		$ 6.50	$ 6.50		$ 6.50	0%
Aqua Aerobics Daily Fee Seniors	$ 3.00	$ 3.50		$ 3.50	$ 3.50		$ 3.50	0%
Iron and Oar	$ 72.00	$ 72.00	$ 80.00	$ 9.00	$ 72.00	$ 80.00	$ 9.00	0%
Indoor Cycling	$ 72.00	$ 72.00	$ 80.00	$ 9.00	$ 72.00	$ 80.00	$ 9.00	0%
TRX Class		$ 35.00	$ 40.00	$ 8.75	$ 72.00	$ 80.00	$ 9.00	0%

Float and Fit	$ 55.00	$ 55.00	$ 64.00	$ 6.88	$ 35.00	$ 40.00	$ 8.75	0%
Tai Chi	$ 50.00	$ 50.00	$ 60.00	$ 6.25	$ 55.00	$ 64.00	$ 6.88	0%
Five Station Fitness					$ 50.00	$ 60.00	$ 6.25	0%
Personal Training								
1 Training Session	$ 55.00	$ 55.00	$ 65.00	$ 55.00	$ 55.00	$ 65.00	$ 55.00	0%
4 Training Sessions	$ 200.00	$ 200.00	$ 240.00	$ 50.00	$ 200.00	$ 240.00	$ 50.00	0%
8 Training Sessions	$ 314.00	$ 314.00	$ 400.00	$ 39.25	$ 314.00	$ 400.00	$ 39.25	0%
10 Sessions	$ 350.00	$ 350.00	$ 455.00	$ 35.00	$ 350.00	$ 455.00	$ 35.00	0%
20 Sessions	$ 650.00	$ 650.00	$ 850.00	$ 32.50	$ 650.00	$ 850.00	$ 32.50	0%
Athletics								
Adult Leagues								
Basketball - Men's League, Summer 10								
Basketball - Men's B League, Fall	$ 500.00			$ -	$ 500.00	$500	$50.00	0%
Basketball - Men's B League, W/S	$ 500.00	$600	$600	$ 60.00	$ 500.00	$500	$50.00	0%
Softball - Coed League, Summer	$700	$700	$700	$ 58.33	$ 700.00	$700	$58.33	0%
Softball - Men's 16" League, Summer	$700	$700	$700	$ 58.33	$ 700.00	$700	$58.33	0%
Softball - Men's 12" League, Summer	$700	$700	$700	$ 58.33	$ 700.00	$700	$58.33	0%
Softball - Men's 12" League, Fall	$ 450.00	$700	$700	$ 58.33	$ 450.00	$450	$37.50	0%
Volleyball - Coed League, Fall	$ 450.00	$400	$400	$ 33.33	$ 450.00	$450	$37.50	0%
Volleyball - Coed League, W/S				$ -	$ -	$ -	$ -	
Athletic Classes								
U6 Micro Soccer	$ 69.00	$ 69.00	$ 79.00		$ 69.00	$ 79.00		0%
Kids Karate Club	$ 55.00	$ 55.00	$ 65.00		$ 55.00	$ 65.00		0%
Youth Golf Lessons	$ 50.00	$ 50.00	$ 60.00		$ 50.00	$ 60.00		0%
Summer Basketball Camp	$ 75.00	$ 75.00	$ 85.00		$ 75.00	$ 85.00		0%
Volleyball Camp	$ 75.00	$ 75.00	$ 85.00		$ 75.00	$ 85.00		0%
Pee Wee Soccer (5)	$ 55.00	$ 55.00	$ 60.00		$ 55.00	$ 60.00		0%
IBSL Boys Rookie	$ 100.00	$ 100.00	$ 100.00		$ 100.00	$ 100.00		0%
IBSL Boys Pinto	$ 120.00	$ 120.00	$ 120.00		$ 120.00	$ 120.00		0%
IBSL Boys Mustang	$ 140.00	$ 140.00	$ 140.00		$ 140.00	$ 140.00		0%
IBSL Boys Bronco	$ 150.00	$ 150.00	$ 150.00		$ 150.00	$ 150.00		0%
IBSL Boys Pony	$ 170.00	$ 170.00	$ 170.00		$ 170.00	$ 170.00		0%
IBSL Girls Rookie	$ 100.00	$ 100.00	$ 100.00		$ 100.00	$ 100.00		0%
IBSL Girls U10	$ 140.00	$ 140.00	$ 140.00		$ 140.00	$ 140.00		0%
IBSL Girls U12	$ 150.00	$ 150.00	$ 150.00		$ 150.00	$ 150.00		0%
IBSL Girls U14	$ 170.00	$ 170.00	$ 170.00		$ 170.00	$ 170.00		0%
British Soccer Clinic - 3-4 year olds	$ 100.00	$ 100.00	$ 100.00		$ 103.00	$ 103.00		0%
British Soccer Clinic - 4 - 6 year olds	$ 125.00	$ 125.00	$ 125.00		n/a	n/a		
British Soccer Clinic - 6 - 16 year olds	$ 153.00	$ 153.00	$ 153.00		$ 158.00	$ 158.00		0%
Volleyball Kic 5.00 per class/4 classes	$ 5.00	$ 5.00	$ 5.00		$ 5.00	$ 5.00		0%

Pee Wee S[illegible]sters Camp (Sports Kids)	$ 31.00	$ 31.00	$ 34.0[illegible]		$ 31.00	$ 34.00		0%
Baseball Camp (Sports Kids)	$ 31.00	$ 31.00	$ 34.00		$ 31.00	$ 34.00		0%
Adult and Tot Soccer (Sports Kids)	$ 37.00	$ 37.00	$ 41.00		$ 37.00	$ 41.00		0%
Adult and Tot Sports (Sports Kids)	$ 37.00	$ 37.00	$ 41.00		$ 37.00	$ 41.00		0%
In-House Soccer (8wks/7gms)	$ 65.00	$ 69.00	$ 79.00		$ 69.00	$ 79.00		0%
Travel Soccer (12 Gms)								
WIBA (14 Prac/10 Gms)	$ 140.00	$ 150.00	$ 160.00		$ 150.00	$ 160.00		0%
WIBA Boys 2 Kids	$ 225.00	$ 250.00	$ 250.00		$ 250.00	$ 250.00		0%
WIBA Boys 3 Kids	$ 300.00	$ 360.00	$ 360.00		$ 360.00	$ 360.00		0%
WIBA Boys 4 kids	$ 365.00	$ 470.00	$ 470.00		$ 470.00	$ 470.00		0%
WIBA Girls (10 Games/14 Practices)	$ 100.00	$ 100.00	$ 100.00		$ 100.00	$ 100.00		0%
WIBA Girls 2 Kids	$ 180.00	$ 190.00	$ 190.00		$ 190.00	$ 190.00		0%
WIBA Girls 3 Kids	$ 240.00	$ 280.00	$ 280.00		$ 280.00	$ 280.00		0%
WIBA Girls 4 Kids	$ 280.00	$ 370.00	$ 370.00		$ 370.00	$ 370.00		0%
3 on 3 Basketball Tournament Youth	$ 50.00	$ 50.00	$ 50.00	$ 50.00	$ 50.00	$ 50.00		0%
3 on 3 Basketball Tournament 18 and up	$ 75.00	$ 75.00	$ 75.00	$ 75.00	$ 75.00	$ 75.00		0%
3 on 3 Basketball Tournament 30 and up	$ 75.00	$ 75.00	$ 75.00	$ 75.00	$ 75.00	$ 75.00		0%

BUDGET REPORT FOR SCA PARK DISTRICT
Fund: 07 RECREATION FOR THE HANDICAPPED
Calculations as of 04/30/2018

GL NUMBER	DESCRIPTION	2015-16 ACTIVITY	2016-17 ACTIVITY	2017-18 AMENDED BUDGET	2017-18 ACTIVITY THRU 04/30/18	2017-18 PROJECTED ACTIVITY	2018-19 SUPERVISOR BUDGET
ESTIMATED REVENUES							
TAX RECEIPTS							
07-10.00-410100	R/E TAX COLLECTIONS	165,346	176,645	188,886	186,899	186,899	204,053
07-10.00-410101	REIMBURSEMENT	19,217					
TAX RECEIPTS		184,563	176,645	188,886	186,899	186,899	204,053
MISC INCOME							
07-10.00-460100	MISC INCOME						
MISC INCOME							
TOTAL ESTIMATED REVENUES		184,563	176,645	188,886	186,899	186,899	204,053

BUDGET REPORT FOR SCA PARK DISTRICT
Fund: 07 RECREATION FOR THE HANDICAPPED
Calculations as of 04/30/2018

GL NUMBER	DESCRIPTION	2015-16 ACTIVITY	2016-17 ACTIVITY	2017-18 AMENDED BUDGET	2017-18 ACTIVITY THRU 04/30/18	2017-18 PROJECTED ACTIVITY	2018-19 SUPERVISOR BUDGET
APPROPRIATIONS							
CAPITAL EXPENDITURES							
07-10.00-512900	PROJECT SALARY/WAGES						
07-10.00-512900-CLAYPARK	PROJECT SALARY/WAGES						
07-10.00-512900-RAYFBIRD	PROJECT SALARY/WAGES						
07-10.00-521304	ADA CAPITAL PROJECTS	15,743	36,500	20,000	3,500	3,500	80,000
07-10.00-521499-CLAYPARK	PROJECT-TOTAL EXPENSE	30,000					
07-10.00-521499-FRANZEN1	PROJECT-TOTAL EXPENSE	25,825					
07-10.00-521499-RAYFBIRD	PROJECT-TOTAL EXPENSE			127,500			
07-10.00-521499-SCHILLER	PROJECT-TOTAL EXPENSE			30,000			
07-10.00-521500	ARCHITECT/ENGINEERING PROJECT EXP						
07-10.00-521500-CCLUBPRK	ARCHITECT/ENGINEERING PROJECT EXP		1,051				
07-10.00-521500-CLAYPARK	ARCHITECT/ENGINEERING PROJECT EXP				16,270	16,270	
07-10.00-521500-RAYFBIRD	ARCHITECT/ENGINEERING PROJECT EXP				11,625	11,625	
07-10.00-521500-SCHILLER	ARCHITECT/ENGINEERING PROJECT EXP						
07-10.00-521500-WASHPARK	ARCHITECT/ENGINEERING PROJECT EXP		1,051				
07-10.00-521501-CLAYPARK	MISC CAPITAL PROJECT EXPENSES						
07-10.00-521501-RAYFBIRD	MISC CAPITAL PROJECT EXPENSES						
07-10.00-521700	CONSTRUCTION MANAGEMENT PROJECT E						
07-10.00-521700-CLAYPARK	CONSTRUCTION MANAGEMENT PROJECT E						
07-10.00-521700-RAYFBIRD	CONSTRUCTION MANAGEMENT PROJECT E						
07-10.00-521800	CONTRACTOR PROJECT PAYOUTS						
07-10.00-521800-CCLUBPRK	CONTRACTOR PROJECT PAYOUTS		10,000				
07-10.00-521800-CLAYPARK	CONTRACTOR PROJECT PAYOUTS				107,075	107,075	
07-10.00-521800-RAYFBIRD	CONTRACTOR PROJECT PAYOUTS				5,058	5,058	
07-10.00-521800-SCHILLER	CONTRACTOR PROJECT PAYOUTS						
07-10.00-530400	PROJECT EQUIPMENT/SUPPLIES EXPENS						
07-10.00-530400-CLAYPARK	PROJECT EQUIPMENT/SUPPLIES EXPENS				6,809	6,809	
07-10.00-530400-RAYFBIRD	PROJECT EQUIPMENT/SUPPLIES EXPENS				13,317	13,317	
07-10.00-530400-SCHILLER	PROJECT EQUIPMENT/SUPPLIES EXPENS						
07-10.00-530400-WASHPARK	PROJECT EQUIPMENT/SUPPLIES EXPENS		10,000				
CAPITAL EXPENDITURES		71,568	58,602	177,500	163,654	163,654	80,000
CONTRACTUAL SERVICES							
07-10.00-521300	NEDSRA PAYMENTS	85,000	85,595	87,392	87,392	87,392	89,227
07-10.00-521301	MISC ADA	1,000	700	4,000	720	720	4,000
CONTRACTUAL SERVICES		86,000	86,295	91,392	88,112	88,112	93,227
MISCELLANEOUS EXPENSES							
07-10.00-520400	MISCELLANEOUS EXPENSES	1,286	413	2,000	483	483	2,000
07-10.00-521302	SCHOLARSHIP			1,000			1,000
07-10.00-521303	PROGRAM INCLUSION	72		1,000			1,500
07-10.00-521305	MISC ADMINISTRATIVE EXPENSES			1,000	(1)		
MISCELLANEOUS EXPENSES		1,358	413	5,000	482	483	4,500
TOTAL APPROPRIATIONS		158,926	145,310	273,892	252,248	252,249	177,727
NET OF REVENUES/APPROPRIATIONS - FUND 07		25,637	31,335	(85,006)	(65,349)	(65,350)	26,326
BEGINNING FUND BALANCE		(10,265)	15,372	46,705	46,705	46,705	(18,645)
ENDING FUND BALANCE		15,372	46,707	(38,301)	(18,644)	(18,645)	7,681

= Completed

Itasca Park District
ADA Projects Plan
Fiscal Year 2006 - 2007 through Fiscal Year 2018 - 2019

ADA Projects	FY 06/07	FY 07/08	FY 08/09	FY 09/10	FY 10/11	FY 11/12	FY 12/13	FY 13/14	FY 14/15	FY 15/16	FY 16/17	FY 17/18	FY 18/19
District-Wide ADA Accessibility Study						~~$ 20,000~~	$ 6,240						
District-Wide ADA Accessibility Study Total	$ -	$ -	$ -	$ -	$ -	~~$ 20,000~~	$ 6,240	$ -	$ -	$ -	$ -	$ -	$ -
Recreation & Fitness Center													
ADA Fitness Equipment			$ 3,503	~~$ 7,500~~	$ 14,500	$ 17,693	$ 11,068	$ -	$ 1,678	~~$ 4,000~~	-	-	-
First Floor Side Bathrooms		$ 2,000											
Dance/Aerobics Studio ADA										~~$ 2,000~~			
Locker Room Counters/Sink Replacement													
First Floor Lockerroom Renovation			~~$ 20,000~~	$ 51,283									
Programming Vehicle						~~$ 10,000~~				~~$ 20,000~~			
Front Entrance/2nd Floor ADA Bathroom					~~$ 50,000~~			$ 246,192					
Recreation & Fitness Center Total	$ -	$ 2,000	$ 3,503	$ 51,283	$ 14,500	$ 17,693	$ 11,068	$ 246,192	$ 1,678	$ 26,000	$ -	$ -	$ -
Waterpark													
Pool Replacement Project - ADA Portion	~~$ 75,000~~	$ 147,609											
Ramp Replacements to Bathhouse	~~$ 25,000~~	$ 50,000											
Sidewalk to ADA Ramp					$ 700								
Waterpark Total	$ -	$ 197,609	$ -	$ -	$ 700	$ -	$ -	$ -	$ -	$ -	$ -	$ -	$ -
Country Club/Washington Playgrounds													
ADA Sidewalk Work/2016 Playgrounds	$ 735										$ 22,102		
Country Club Total	$ 735	$ -	$ -	$ -	$ -	$ -	$ -	$ -	$ -	$ -	$ 22,102		
Franzen													
Complete Park Renovation - Summer 2007		$ 29,823								$ 25,825			
Franzen Total	$ -	$ 29,823	$ -	$ -	$ -	$ -	$ -	$ -	$ -	$ 25,825	$ -	$ -	$ -
Benson Park				**	$ 11,561	$ 66,109	$ -	$ -	$ -	$ -	$ -	$ -	$ -
Playground Resurfacing Total	$ -	$ -	$ -	$ -	$ 11,561	$ 66,109	$ -	$ -	$ -	$ -	$ -	$ -	$ -
Peacock Park													
Complete Park Renovation - Summer 2014								$ 28,482	$ 100,000				
Peacock Total	$ -	$ -	$ -	$ -	$ -	$ -	$ -	$ 28,482	$ 100,000	$ -	$ -	$ -	$ -
Ray Franzen Bird Sanctuary Project													
2017												$ 130,154	
RFBS Total	$ -	$ -	$ -	$ -	$ -	$ -	$ -	$ -	$ -	$ -	$ -	$ 130,154	$ -
Schiller Park				**			$ -	$ -	$ -	$ -	$ -	$ 30,000	
Schiller Total	$ -	$ -	$ -	$ -	$ -	$ -	$ -	$ -	$ -	$ -	$ -	$ 30,000	

Misc. Projects	~~$ 25,000~~			~~$ 75,000~~									
Washington Park Pathways			$ 13,855										
Depot						$ 116,687	$ 42,297	$ -		$ 11,382			
Misc Pathways/Ramps/Misc Parks					~~$ 133,000~~	$ 4,176	$ 5,000	$ 12,638	$ 10,000	$ 1,000		$ 3,500	$ 80,000
Website - ADA Accessible				~~$ 15,000~~	~~$ 15,000~~								
Joint Parking Lot/Picnic Area Project w Village					$ 57,722								
ADA Crosswalk Improvements - IRV&Catalpa							$ 7,800	~~$ 22,750~~	~~$ 22,750~~	~~$ 22,750~~	$ 27,300		
ADA Crosswalk Improvements - IRV&Rush							$ 8,880	~~$ 9,200~~	~~$ 9,200~~	~~$ 9,200~~	$ 9,200		
Clayson Park - ADA Accessibilities				~~$ 20,000~~	~~$ 20,000~~					$ 32,646			
ADA Port-A-Potties		$ 1,650	$ 1,497	$ 576	$ -	$ 627	$ 609	$ 923	$ 988	$ 715	$ -	$ -	$ -
Misc. Projects Total	*$ -*	*$ 1,650*	*$ 15,352*	*$ 51,859*	*$ 57,722*	*$ 121,490*	*$ 64,586*	*$ 13,561*	*$ 10,988*	*$ 45,743*	*$ 36,500*	*$ 3,500*	*$ 80,000*
ADA Grand Total	***$ 735***	***$ 231,082***	***$ 18,855***	***$ 103,142***	***$ 84,483***	***$ 225,292***	***$ 81,895***	***$ 288,235***	***$ 112,665***	*$ 71,568*	*$ 58,602*	*$ 163,654*	*$ 80,000*

= Completed Projects
= Will Be Completed before 5/1/15
= Potential Project Funded By Referendum $
= OSLAD Grant Funding

Itasca Park District
Y2015/16 Capital Improvement Pl
Fiscal Years 2009/10 - 2018/19

	FY09/10 Actual	FY10/11 Actual	FY11/12 Actual	FY12/13 Actual	FY13/14 Actual	FY14/15 Actual	FY15/16 Actual	FY16/17 Actual	FY17/18 Projected	FY18/19 Budget
Facilities										
Maintenance Garage										
Building Siding/Roofing	$ 44,745									
Door Openers										
Tire Changer Machine										
Windows Replacements (3)										
6 ft Fence Replacement										
Maintenance Garage Total	*$ 44,745*	*$ -*	*$ -*	*$ -*	*$ -*	*$ -*	*$ -*	*$ -*	*$ -*	*$ -*
Recreation & Fitness Center										
Computer/On-Line Registration - $50KRef, $75K RecFund	~~$ 193,497~~	~~$ 100,210~~								
Dance Floors - Annual Clean & Finish	$ 500	$ 500	$ 500	$ 285.00	$ 240	$ 125,689.00				
Sign Board Replacement	~~$ 25,000~~	$ 33,309				$ 3,000.00				
First Floor Carpet Replacement '02										
First Floor Side Bathroom Upgrade/ADA										
Fitness Center/Upstair Carpet Replacement '02 - Rec	**									
Fitness Equipment ($26K Rec, $4K ADA)							$ 23,228			
Gym Floors - Annual Clean & Finish Wood Floors	$ 1,987	$ 44,992	$ 42,494	$ 25,300.00	$ 25,688	$ 23,102.55	$ 16,185	$ 89,073	$ 12,500	$ 27,000
Gym Floors - Full Sanding/Resurfacing		$ 2,012	$ 2,012	$ 2,000.00	$ 1,740	$ 628.00				
Gym Painting/Curtain Rplcmnt/Hoops										
Gymnastic Floor-Full Repl. - '91 ($7,500 Angels)		$ 38,797								
Indoor Fitness Track Cleaning & Striping										
Indoor Fitness Track Railing Painting '91										
Indoor Fitness Track Resurfacing '91 - REC FUND										
Rec Center Exterior Refurbishment							$ 36,896			
Kids Klub/Preschool Carpet Replacement '02									$ 164,136	
Lighting Replacement Project - Phase II										
Locker-room Rehab Project - ($51,283 ADA Fund)	$ 223,357									
Locker-room Counters/Sinks - $2,000 ADA Fund										
Facility/Parks Misc Capital (Corp)	$ 14,967	$ 15,000	$ 15,000	$ 15,000.00	$ 16,835	$ 1,000.00	$ 31,769	$ 11,945	$ 40,000	$ 25,000
Preschool Renovations								$ 26,965		$ 25,000
Recreation Center Renovation ($200K ADA, $375K Capital, $125K Rec)					$ 745,261					$ 25,000
Recreation & Fitness Center Total	*$ 240,811*	*$ 134,610*	*$ 60,006*	*$ 42,585*	*$ 789,764*	*$ 153,419.55*	*$ 108,078*	*$ 127,983*	*$ 216,636*	*$ 102,000*

= Completed Projects
= Will Be Completed before 5/1/15
= Potential Project Funded By Referendum $
= OSLAD Grant Funding

Itasca Park District
Y2015/16 Capital Improvement Pl
Fiscal Years 2009/10 - 2018/19

	FY09/10 Actual	FY10/11 Actual	FY11/12 Actual	FY12/13 Actual	FY13/14 Actual	FY14/15 Actual	FY15/16 Actual	FY16/17 Actual	FY17/18 Projected	FY18/19 Budget
Rooftop Replacement Project (this amount referendum funded)	$ 154,560									
Basement - '96	*									
Dance Studio - '85										
Gym - North - '91(2 Units)	*									
Gym - South - '91(2 Units)	*									
Gymnastics - '91	*									
Iris - A - '91	*									
Iris - B - '91	*									
Locker rooms - '91										
Lounge - East - '91	*									
Lounge - West - '91	*									
Old Conference - '91	*									
**Rooftop Replacement - 15 year old flat roof	$ 243,957									
2nd Floor Bathroom/Kitchen Remodel Upgrade/ADA										
Rooftop Replacement Project Total	*$ 398,517*	*$ -*	*$ -*	*$ -*		*$ -*				
Softball Complex/Bird Sanctuary										
Concrete Dugouts										
Dugout Fence & Backstop Mesh Replacement										
Fence Replacement/Safety Netting ($50K Grant Funded)				$ 113,920.00						
Light Replacement - Upgrade										
Parking Lot Resurfacing/Seal/Stripe (P & L Fund & Capital)				$ 40,614.00						
Ray Franzen Bird Sanctuary Project - OSLAD - Cap										
Renovate Infields (2)				$ 20,000.00				$ 89,304	$ 788,445	$ 100,000
Warning Track										
Softball Complex Total	*$ -*	*$ -*	*$ -*	*$ 174,534*		*$ -*	*$ -*	*$ 89,304*	*$ 788,445*	*$ 100,000*

= Completed Projects
= Will Be Completed before 5/1/15
= Potential Project Funded By Referendum $
= OSLAD Grant Funding

Itasca Park District
Y2015/16 Capital Improvement Pl
Fiscal Years 2009/10 - 2018/19

	FY09/10 Actual	FY10/11 Actual	FY11/12 Actual	FY12/13 Actual	FY13/14 Actual	FY14/15 Actual	FY15/16 Actual	FY16/17 Actual	FY17/18 Projected	FY18/19 Budget
Waterpark/Depot/SBNC Area										
Caboose Project - REC FUND				$ 19,090.00	$ 134,857			$ 11,335	$ 11,608	
Waterpark Lighting										
Pool Replacement Project - Referendum	$ 46,305									
Pool Replacement Project - Other Funds	$ 118,468									
Pool Replacement Project Design										
Misc Pool Capital - Rec Fund		$ 50,483	$ 60,468	$ 50,000.00	$ 13,920	$ 35,153.00	$ 75,558	$ 47,618	$ 70,000	$ 70,000
Pool Decking Project										$ 300,000
Joint Parking Lot	$ 27,059	$ 72,942								
Spring Brook Nature Center Project - Museum Grant - Cap						$ 177,163.00	$ 69,230			$ 370,000
Depot			$ 374,070	$ 166,001.78			$ 11,382			
Parking Lot Seal/Stripe - P & L Fund		$ 2,436 **								
Waterpark Total	*$ 191,831*	*$ 125,861*	*$ 434,537*	*$ 235,092*	*$ 148,777*	*$ 212,316.00*	*$ 156,170*	*$ 58,953*	*$ 81,608*	*$ 740,000*
Facilities Grand Total	***$ 875,904***	***$ 260,471***	***$ 494,543***	***$ 452,211***	***$ 938,541***	***$ 365,735.55***	***$ 264,248***	***$ 276,240***	***$ 1,086,689***	***$ 942,000***
Parks										
Benson		$ 74,948	$ 231,109							
Basketball Court Backboards/Post Update										
Basketball Court/Parking Lot Resurfacing										
Picnic Shelter Roof Replacement										
Playground Resurfacing										
Tennis Court Replacement - $100,000										
Ball Diamond Replacement (1)										
Benson Total	*$ -*	*$ 74,948*	*$ 231,109*	*$ -*	*$ -*	*$ -*	*$ -*	*$ -*	*$ -*	*$ -*
Clayson										
Park Renovation ($150K Rec/$25K ADA)							$ 210,136			
Playground Resurfacing										
Clayson Total	*$ -*	*$ -*	*$ -*	*$ -*	*$ -*	*$ -*	*$ 210,136*	*$ -*	*$ -*	*$ -*
Country Club										
Basketball Court Seal Coating - In-House - $500										
Curbing/Pathway Repl - $1,600 ADA Fund										
Playground Equipment Repl - $23,196 n/c										
Playground Revamp								$ 145,809		
Country Club Total	*$ -*	*$ -*	*$ -*	*$ -*	*$ -*	*$ -*	*$ -*	*$ 145,809*	*$ -*	*$ -*

= Completed Projects
= Will Be Completed before 5/1/15
= Potential Project Funded By Referendum $
= OSLAD Grant Funding

Itasca Park District
Y2015/16 Capital Improvement Pl
Fiscal Years 2009/10 - 2018/19

	FY09/10 Actual	FY10/11 Actual	FY11/12 Actual	FY12/13 Actual	FY13/14 Actual	FY14/15 Actual	FY15/16 Actual	FY16/17 Actual	FY17/18 Projected	FY18/19 Budget
Franzen Project										
Playground Equipment Replacement							$ 52,165			
Tennis Court Replacement										
Ball Diamond Backstop Replacement (1)										
Franzen Total	$ -	$ -	$ -	$ -	$ -	$ -	$ 52,165	$ -	$ -	$ -
Peacock										
Park renovation ($630K Capital, $100K ADA)					$ 58,255.10	$ 690,000.00	$ 5,062			
Skate Park Resurfacing	**									
Peacock Total	$ -	$ -	$ -	$ -	$ 58,255	$ 690,000.00	$ 5,062	$ -	$ -	$ -
Schiller										
Playground Resurfacing									$ 197,246	$ -
Schiller Total	$ -	$ -	$ -	$ -	$ -	$ -	$ -	$ -	$ 197,246	$ -
Washington										
Ball Diamond Backstop Replacement (3)										
Playground Surface/Shelter								$ 169,299		
Ball Field Dugouts & Pathways - P & L Fund										
Pump House/Storage Project	~~$ 50,000~~	~~$ 50,000~~	$ 51,932							
Parking Lot Seal Coating/Stripe - P & L Fund		$ 12,840								
Drainage/Grading/Driveway Improvements - Corp					$ 45,980		$ 95,186			
Washington Total		$ 12,840	$ 51,932		$ 45,980	$ -	$ 95,186	$ 169,299	$ -	$ -
Misc. Building/Parks (Corp)	$ 16,139	$ 15,000	$ 15,000	$ 15,000.00	$ 17,532	$ 10,000.00	$ 15,743			
Misc ADA Capital								$ 36,500	$ 20,000	$ 80,000
Outdoor Recreation Renovations (Rec)										$ 100,000
Lightening Detection Project - Capital					$ 45,137.53		$ -	$ -	$ -	$ -
Program Vehicles ($70k Rec)							$ -	$ 60,049		
Misc Paving/Lighting - P & L	$ 4,726					$ 5,724.00	$ 8,908	$ 2,473	$ 20,000	$ 30,000
Facility/Parks Misc - Corp										$ 25,000
Parks Capital (Vehicles, Equipment, Fencing, etc)				$ 8,395.00	$ 4,476	$ 63,000.00	$ 76,142	$ 94,820	$ 60,000	$ 75,000
Misc. Building/Parks Total	$ 20,865	$ 15,000	$ 15,000	$ 23,395	$ 67,146	$ 78,724.00	$ 100,793	$ 193,842	$ 100,000	$ 310,000
Parks Grand Total	**$ 20,865**	**$ 102,788**	**$ 298,041**	**$ 23,395**	**$ 171,381**	**$ 978,860.00**	**$ 463,342**	**$ 508,950**	**$ 297,246**	**$ 310,000**

= Completed Projects
= Will Be Completed before 5/1/15
= Potential Project Funded By Referendum $
= OSLAD Grant Funding

Itasca Park District
Y2015/16 Capital Improvement Pl
Fiscal Years 2009/10 - 2018/19

	FY09/10 Actual	FY10/11 Actual	FY11/12 Actual	FY12/13 Actual	FY13/14 Actual	FY14/15 Actual	FY15/16 Actual	FY16/17 Actual	FY17/18 Projected	FY18/19 Budget
Facilities and Parks Grand Total	***$ 896,769***	***$ 363,259***	***$ 792,584***	***$ 475,606***	***$ 1,109,922***	***$ 1,344,595.55***	***$ 727,590***	***$ 785,190***	***$ 1,383,935***	***$ 1,252,000***
Capital Fund	$ 349,354	$ 174,917	$ 296,704	$ 259,736	$ 564,275	$ 413,514.00	$ 74,292	$ 181,431	$ 355,325	$ 377,500
Paving & Lighting Fund	$ 4,726	$ 15,276	$ -	$ 11,648	$ -	$ 5,724.00	$ 8,908	$ 2,473	$ 20,000	$ 30,000
Referendum Fund	$ 200,865	$ -	$ -	$ -	$ -	$ 50,698.00	$ -			
Grant Funds				$ 62,500	$ 122,500	$ 381,276.00	$ -		$ 363,000	$ 167,500
Other (Rec/Corp/ADA/Musuem)	$ 341,825	$ 173,066	$ 495,830	$ 141,722	$ 423,147	$ 279,992.00	$ 644,390	$ 601,286	$ 645,610	$ 677,000
	$ 896,769	$ 363,259	$ 792,534	$ 475,606	$ 1,109,922	$ 1,131,204.00	$ 727,590	$ 785,190	$ 1,383,935	$ 1,252,000

	As of 4/30/10	As of 4/30/11	As of 4/30/12	As of 4/30/13	Actual for 4/30/14	Actual for 4/30/15	Actual for 4/30/16	Actual for 4/30/17	Projected for 4/30/18	Projected for 4/30/18
Capital Improvement Fund Balance	$ 800,806	$ 872,720	$ 1,454,152	$ 1,389,791	$ 1,098,210	$ 596,393.00	$ 1,915,776	$ 2,054,578	$ 1,534,183	$ 1,510,933

BUDGET REPORT FOR SCA PARK DISTRICT
Fund: 12 CAPITAL IMPROVEMENT FUND
Calculations as of 04/30/2018

GL NUMBER	DESCRIPTION	2015-16 ACTIVITY	2016-17 ACTIVITY	2017-18 AMENDED BUDGET	2017-18 ACTIVITY THRU 04/30/18	2017-18 PROJECTED ACTIVITY	2018-19 SUPERVISOR BUDGET
ESTIMATED REVENUES							
INTEREST							
12-10.00-430100	INTEREST INCOME	1,094	4,460		11,379	12,000	
12-10.00-430100-RAYFBIRD	INTEREST INCOME		20		35	40	
INTEREST		1,094	4,480		11,414	12,040	
MISC INCOME							
12-10.00-460500	DEVELOPER CONTRIBUTIONS	19,635	315,753	5,000	4,140	4,140	5,000
12-10.00-461000	TRANSFER FROM CORPORATE						
12-10.00-461100	BOND ISSUE PROCEEDS	899,200					
12-10.00-461200	JOINT PROJECT CONTRIBUTIONS	90,000					
12-10.00-461300	GRANT MONEY INCOME			516,750			
12-10.00-461300-PEACOCKP	GRANT MONEY INCOME	383,746					
12-10.00-461300-RAYFBIRD	GRANT MONEY INCOME					181,750	181,750
12-10.00-461300-SBNCRENO	GRANT MONEY INCOME						335,000
12-10.00-461400	DONATIONS						
MISC INCOME		1,392,581	315,753	521,750	4,140	185,890	521,750
TOTAL ESTIMATED REVENUES		1,393,675	320,233	521,750	15,554	197,930	521,750

BUDGET REPORT FOR ICA PARK DISTRICT
Fund: 12 CAPITAL IMPROVEMENT FUND
Calculations as of 04/30/2018

GL NUMBER	DESCRIPTION	2015-16 ACTIVITY	2016-17 ACTIVITY	2017-18 AMENDED BUDGET	2017-18 ACTIVITY THRU 04/30/18	2017-18 PROJECTED ACTIVITY	2018-19 SUPERVISOR BUDGET
APPROPRIATIONS							
CAPITAL EXPENDITURES							
12-10.00-512900	PROJECT SALARY/WAGES						
12-10.00-512900-RAYFBIRD	PROJECT SALARY/WAGES						
12-10.00-512900-SBNCRENO	PROJECT SALARY/WAGES						
12-10.00-521499	PROJECT-TOTAL EXPENSE						
12-10.00-521499-HIST BAL	PROJECT-TOTAL EXPENSE						100,000
12-10.00-521499-RAYFBIRD	PROJECT-TOTAL EXPENSE			630,054			370,000
12-10.00-521499-SBNCRENO	PROJECT-TOTAL EXPENSE			370,000			
12-10.00-521500	ARCHITECT/ENGINEERING PROJECT EXP						
12-10.00-521500-RAYFBIRD	ARCHITECT/ENGINEERING PROJECT EXP		82,790		6,508	6,508	
12-10.00-521500-SBNCRENO	ARCHITECT/ENGINEERING PROJECT EXP	56,550					
12-10.00-521501-RAYFBIRD	MISC CAPITAL PROJECT EXPENSES		3,821		25,958	25,958	
12-10.00-521501-SBNCRENO	MISC CAPITAL PROJECT EXPENSES						
12-10.00-521700	CONSTRUCTION MANAGEMENT PROJECT E						
12-10.00-521700-RAYFBIRD	CONSTRUCTION MANAGEMENT PROJECT E				37,900	37,900	
12-10.00-521700-SBNCRENO	CONSTRUCTION MANAGEMENT PROJECT E	12,680					
12-10.00-521800	CONTRACTOR PROJECT PAYOUTS						
12-10.00-521800-RAYFBIRD	CONTRACTOR PROJECT PAYOUTS				545,499	545,499	
12-10.00-521800-SBNCRENO	CONTRACTOR PROJECT PAYOUTS						
12-10.00-530400	PROJECT EQUIPMENT/SUPPLIES EXPENS						
12-10.00-530400-RAYFBIRD	PROJECT EQUIPMENT/SUPPLIES EXPENS				42,460	42,460	
12-10.00-530400-SBNCRENO	PROJECT EQUIPMENT/SUPPLIES EXPENS						
12-10.00-610600	MISC BLDG - PARKS						
12-10.00-612100	PEACOCK PARK RENOVATION	5,062					
12-10.00-612200	REC CTR CAPITAL PROJECTS						
12-10.00-613700	PARK CAPITAL		94,820	75,000	50,075	60,000	75,000
CAPITAL EXPENDITURES		74,292	181,431	1,075,054	708,400	718,325	545,000
MISCELLANEOUS EXPENSES							
12-10.00-520400	MISCELLANEOUS EXPENSES						
MISCELLANEOUS EXPENSES							
TOTAL APPROPRIATIONS		74,292	181,431	1,075,054	708,400	718,325	545,000
NET OF REVENUES/APPROPRIATIONS - FUND 12		1,319,383	138,802	(553,304)	(692,846)	(520,395)	(23,250)
BEGINNING FUND BALANCE		596,393	1,915,776	2,054,578	2,054,578	2,054,578	1,534,183
ENDING FUND BALANCE		1,915,776	2,054,578	1,501,274	1,361,732	1,534,183	1,510,933

BUDGET REPORT FOR SCA PARK DISTRICT
Fund: 08 MUSEUM FUND
Calculations as of 04/30/2018

GL NUMBER	DESCRIPTION	2015-16 ACTIVITY	2016-17 ACTIVITY	2017-18 AMENDED BUDGET	2017-18 ACTIVITY THRU 04/30/18	2017-18 PROJECTED ACTIVITY	2018-19 SUPERVISOR BUDGET
ESTIMATED REVENUES							
TAX RECEIPTS							
08-70.00-410100	R/E TAX COLLECTIONS	22,322	22,964	22,194	21,961	21,961	20,405
TAX RECEIPTS		22,322	22,964	22,194	21,961	21,961	20,405
MISC INCOME							
08-70.00-460200	VILLAGE FACILITY OPERATIONS SPONS	15,000	15,000	15,000	15,000	15,000	15,000
08-70.00-461300	GRANT MONEY INCOME						
08-70.00-461400	DONATIONS						
MISC INCOME		15,000	15,000	15,000	15,000	15,000	15,000
PROGRAM REVENUE							
08-70.00-491000	MUSEUM PROGRAM REVENUE	50	413	750	62	82	640
PROGRAM REVENUE		50	413	750	62	82	640
TOTAL ESTIMATED REVENUES		37,372	38,377	37,944	37,023	37,043	36,045

BUDGET REPORT FOR SCA PARK DISTRICT
Fund: 08 MUSEUM FUND
Calculations as of 04/30/2018

GL NUMBER	DESCRIPTION	2015-16 ACTIVITY	2016-17 ACTIVITY	2017-18 AMENDED BUDGET	2017-18 ACTIVITY THRU 04/30/18	2017-18 PROJECTED ACTIVITY	2018-19 SUPERVISOR BUDGET
APPROPRIATIONS							
SALARIES							
08-70.00-510707	MUSEUM PUBLIC HR/CURATOR WAGES	10,088	11,649	24,225	12,224	13,000	20,000
SALARIES		10,088	11,649	24,225	12,224	13,000	20,000
CAPITAL EXPENDITURES							
08-70.00-610200	DEPOT IMPROVEMENTS		318	10,000	139	139	10,000
CAPITAL EXPENDITURES			318	10,000	139	139	10,000
MISCELLANEOUS EXPENSES							
08-70.00-520400	MISCELLANEOUS EXPENSES	1,321	1,511	2,500	110	110	2,500
08-70.00-560000	GRANT PROJECTS						
08-70.00-560700	DIGITIZATION PROJECT WAGES	336	1,700	30,000	5,456	6,000	20,000
MISCELLANEOUS EXPENSES		1,657	3,211	32,500	5,566	6,110	22,500
UTILITIES							
08-70.00-540100	NATURAL GAS	525	577	1,000	498	600	1,000
08-70.00-540200	ELECTRIC	1,796	1,588	2,000	1,654	1,600	2,000
08-70.00-540400	TELEPHONE/INTERNET	1,088	1,119	1,200	1,126	1,200	1,200
UTILITIES		3,409	3,284	4,200	3,278	3,400	4,200
PARKS & FACILITY MAINT							
08-70.00-570102	SECURITY/ALARM SYSTEM SERVICE	2,250	2,793	2,500	1,480	2,500	2,500
PARKS & FACILITY MAINT		2,250	2,793	2,500	1,480	2,500	2,500
PROGRAM EXPENSE							
08-70.00-591000	MUSEUM STAFF WAGES-PROGRAMMING	254	186	160	664	664	160
08-70.00-592000	MUSEUM PROGRAM SUPPLIES	218	115	210	7	7	240
08-70.00-595000	MUSEUM CONTRACTUAL EXPENSES		175	200			
PROGRAM EXPENSE		472	476	570	671	671	400
TOTAL APPROPRIATIONS		17,876	21,731	73,995	23,358	25,820	59,600
NET OF REVENUES/APPROPRIATIONS - FUND 08		19,496	16,646	(36,051)	13,665	11,223	(23,555)
	BEGINNING FUND BALANCE	37,098	56,593	73,240	73,240	73,240	84,463
	ENDING FUND BALANCE	56,594	73,239	37,189	86,905	84,463	60,908

BUDGET REPORT FOR 3CA PARK DISTRICT
Fund: 09 SOCIAL SECURITY FUND
Calculations as of 04/30/2018

GL NUMBER	DESCRIPTION	2015-16 ACTIVITY	2016-17 ACTIVITY	2017-18 AMENDED BUDGET	2017-18 ACTIVITY THRU 04/30/18	2017-18 PROJECTED ACTIVITY	2018-19 SUPERVISOR BUDGET
ESTIMATED REVENUES							
TAX RECEIPTS							
09-10.00-410100	R/E TAX COLLECTIONS	104,581	104,220	100,582	99,524	99,524	109,678
TAX RECEIPTS		104,581	104,220	100,582	99,524	99,524	109,678
TOTAL ESTIMATED REVENUES		104,581	104,220	100,582	99,524	99,524	109,678

BUDGET REPORT FOR ;CA PARK DISTRICT
Fund: 09 SOCIAL SECURITY FUND
Calculations as of 04/30/2018

GL NUMBER	DESCRIPTION	2015-16 ACTIVITY	2016-17 ACTIVITY	2017-18 AMENDED BUDGET	2017-18 ACTIVITY THRU 04/30/18	2017-18 PROJECTED ACTIVITY	2018-19 SUPERVISOR BUDGET
APPROPRIATIONS							
MISCELLANEOUS EXPENSES							
09-10.00-560300	SOCIAL SECURITY/MEDICARE	92,708	97,374	100,000	95,471	98,925	109,678
MISCELLANEOUS EXPENSES		92,708	97,374	100,000	95,471	98,925	109,678
TOTAL APPROPRIATIONS		92,708	97,374	100,000	95,471	98,925	109,678
NET OF REVENUES/APPROPRIATIONS - FUND 09		11,873	6,846	582	4,053	599	
	BEGINNING FUND BALANCE	(4,986)	6,888	13,734	13,734	13,734	14,333
	ENDING FUND BALANCE	6,887	13,734	14,316	17,787	14,333	14,333

BUDGET REPORT FOR ;CA PARK DISTRICT
Fund: 10 AUDIT FUND
Calculations as of 04/30/2018

GL NUMBER	DESCRIPTION	2015-16 ACTIVITY	2016-17 ACTIVITY	2017-18 AMENDED BUDGET	2017-18 ACTIVITY THRU 04/30/18	2017-18 PROJECTED ACTIVITY	2018-19 SUPERVISOR BUDGET
ESTIMATED REVENUES							
TAX RECEIPTS							
10-10.00-410100	R/E TAX COLLECTIONS	10,747	9,715	11,805	11,681	11,681	11,733
TAX RECEIPTS		10,747	9,715	11,805	11,681	11,681	11,733
TOTAL ESTIMATED REVENUES		10,747	9,715	11,805	11,681	11,681	11,733

BUDGET REPORT FOR ;CA PARK DISTRICT
Fund: 10 AUDIT FUND
Calculations as of 04/30/2018

GL NUMBER	DESCRIPTION	2015-16 ACTIVITY	2016-17 ACTIVITY	2017-18 AMENDED BUDGET	2017-18 ACTIVITY THRU 04/30/18	2017-18 PROJECTED ACTIVITY	2018-19 SUPERVISOR BUDGET
APPROPRIATIONS							
CONTRACTUAL SERVICES							
10-10.00-521400	AUDIT EXPENSES	10,000	10,550	11,500	11,000	11,000	12,000
CONTRACTUAL SERVICES		10,000	10,550	11,500	11,000	11,000	12,000
TOTAL APPROPRIATIONS		10,000	10,550	11,500	11,000	11,000	12,000
NET OF REVENUES/APPROPRIATIONS - FUND 10		747	(835)	305	681	681	(267)
BEGINNING FUND BALANCE		38	786	(49)	(49)	(49)	632
ENDING FUND BALANCE		785	(49)	256	632	632	365

BUDGET REPORT FOR SCA PARK DISTRICT
Fund: 11 INSURANCE FUND
Calculations as of 04/30/2018

GL NUMBER	DESCRIPTION	2015-16 ACTIVITY	2016-17 ACTIVITY	2017-18 AMENDED BUDGET	2017-18 ACTIVITY THRU 04/30/18	2017-18 PROJECTED ACTIVITY	2018-19 SUPERVISOR BUDGET
ESTIMATED REVENUES							
TAX RECEIPTS							
11-10.00-410100	R/E TAX COLLECTIONS	70,272	67,125	47,222	46,725	46,725	51,013
TAX RECEIPTS		70,272	67,125	47,222	46,725	46,725	51,013
MISC INCOME							
11-10.00-460650	INSURANCE CLAIM REIMBURSEMENTS		4,316		1,572	1,572	
11-10.00-460800	REIMBURSEMENTS	4,050	4,125	4,200	4,200	4,200	4,200
MISC INCOME		4,050	8,441	4,200	5,772	5,772	4,200
TOTAL ESTIMATED REVENUES		74,322	75,566	51,422	52,497	52,497	55,213

BUDGET REPORT FOR SCA PARK DISTRICT
Fund: 11 INSURANCE FUND
Calculations as of 04/30/2018

GL NUMBER	DESCRIPTION	2015-16 ACTIVITY	2016-17 ACTIVITY	2017-18 AMENDED BUDGET	2017-18 ACTIVITY THRU 04/30/18	2017-18 PROJECTED ACTIVITY	2018-19 SUPERVISOR BUDGET
APPROPRIATIONS							
SALARIES							
11-10.00-550700	RISK MANAGEMENT WAGES	3,940					
SALARIES		3,940					
CONTRACTUAL SERVICES							
11-10.00-550100	LIABILITY INSURANCE PREMIUMS	45,264	43,415	47,000	43,975	43,975	47,000
11-10.00-550400	AQUATIC SAFETY OPERATIONAL AUDITS	2,550	2,625	2,700	2,700	2,700	2,700
11-10.00-550500	BACKGROUND CKS/PHYSICALS	3,371	1,629	4,000	3,485	3,500	4,000
CONTRACTUAL SERVICES		51,185	47,669	53,700	50,160	50,175	53,700
MISCELLANEOUS EXPENSES							
11-10.00-520600	CONFERENCE, SEMINARS & TRAINING	3,534	719	5,000	2,055	2,055	5,000
11-10.00-520650	INSURANCE CLAIM EXPENSES		4,905		3,181	2,181	
MISCELLANEOUS EXPENSES		3,534	5,624	5,000	5,236	4,236	5,000
MATERIALS AND SUPPLIES							
11-10.00-530500	SAFETY EQUIPMENT & SUPPLIES	4,191	3,858	5,500	4,980	4,000	5,500
MATERIALS AND SUPPLIES		4,191	3,858	5,500	4,980	4,000	5,500
TOTAL APPROPRIATIONS		62,850	57,151	64,200	60,376	58,411	64,200
NET OF REVENUES/APPROPRIATIONS - FUND 11		11,472	18,415	(12,778)	(7,879)	(5,914)	(8,987)
BEGINNING FUND BALANCE		832	12,304	30,720	30,720	30,720	24,806
ENDING FUND BALANCE		12,304	30,719	17,942	22,841	24,806	15,819

BUDGET REPORT FOR 3CA PARK DISTRICT
Fund: 13 PAVING & LIGHTING FUND
Calculations as of 04/30/2018

GL NUMBER	DESCRIPTION	2015-16 ACTIVITY	2016-17 ACTIVITY	2017-18 AMENDED BUDGET	2017-18 ACTIVITY THRU 04/30/18	2017-18 PROJECTED ACTIVITY	2018-19 SUPERVISOR BUDGET
ESTIMATED REVENUES							
TAX RECEIPTS							
13-10.00-410100	R/E TAX COLLECTIONS	10,334	3,533	16,055	15,886	15,886	23,466
TAX RECEIPTS		10,334	3,533	16,055	15,886	15,886	23,466
TOTAL ESTIMATED REVENUES		10,334	3,533	16,055	15,886	15,886	23,466

BUDGET REPORT FOR ICA PARK DISTRICT
Fund: 13 PAVING & LIGHTING FUND
Calculations as of 04/30/2018

GL NUMBER	DESCRIPTION	2015-16 ACTIVITY	2016-17 ACTIVITY	2017-18 AMENDED BUDGET	2017-18 ACTIVITY THRU 04/30/18	2017-18 PROJECTED ACTIVITY	2018-19 SUPERVISOR BUDGET
APPROPRIATIONS							
CAPITAL EXPENDITURES							
13-10.00-610800	PAVING/LIGHTING PROJECTS	8,908	2,473	25,000	17,252	20,000	30,000
CAPITAL EXPENDITURES		8,908	2,473	25,000	17,252	20,000	30,000
TOTAL APPROPRIATIONS		8,908	2,473	25,000	17,252	20,000	30,000
NET OF REVENUES/APPROPRIATIONS - FUND 13		1,426	1,060	(8,945)	(1,366)	(4,114)	(6,534)
BEGINNING FUND BALANCE		8,899	10,325	11,385	11,385	11,385	7,271
ENDING FUND BALANCE		10,325	11,385	2,440	10,019	7,271	737

BUDGET REPORT FOR SCA PARK DISTRICT
Fund: 14 BOND & INTEREST FUND
Calculations as of 04/30/2018

GL NUMBER	DESCRIPTION	2015-16 ACTIVITY	2016-17 ACTIVITY	2017-18 AMENDED BUDGET	2017-18 ACTIVITY THRU 04/30/18	2017-18 PROJECTED ACTIVITY	2018-19 SUPERVISOR BUDGET
ESTIMATED REVENUES							
TAX RECEIPTS							
14-10.00-410100	R/E TAX COLLECTIONS	805,648	826,696	847,155	838,241	838,241	868,754
TAX RECEIPTS		805,648	826,696	847,155	838,241	838,241	868,754
INTEREST							
14-10.00-430100	INTEREST INCOME	2,208	1,458				
INTEREST		2,208	1,458				
MISC INCOME							
14-10.00-461100	BOND ISSUE PROCEEDS	10,800					
MISC INCOME		10,800					
TOTAL ESTIMATED REVENUES		818,656	828,154	847,155	838,241	838,241	868,754

BUDGET REPORT FOR SCA PARK DISTRICT
Fund: 14 BOND & INTEREST FUND
Calculations as of 04/30/2018

GL NUMBER	DESCRIPTION	2015-16 ACTIVITY	2016-17 ACTIVITY	2017-18 AMENDED BUDGET	2017-18 ACTIVITY THRU 04/30/18	2017-18 PROJECTED ACTIVITY	2018-19 SUPERVISOR BUDGET
APPROPRIATIONS							
CONTRACTUAL SERVICES							
14-10.00-521100	NON-REF G/O BONDS	423,750	447,861	451,645	451,645	451,645	453,348
14-10.00-521200	BOND COSTS	13,208	1,605	9,245	1,605	1,605	9,253
14-10.00-521201	POOL BONDS	2,340,127	435,825	386,265	386,265	386,265	406,153
CONTRACTUAL SERVICES		2,777,085	885,291	847,155	839,515	839,515	868,754
TOTAL APPROPRIATIONS		2,777,085	885,291	847,155	839,515	839,515	868,754
NET OF REVENUES/APPROPRIATIONS - FUND 14		(1,958,429)	(57,137)		(1,274)	(1,274)	
	BEGINNING FUND BALANCE	2,015,566	57,138	1	1	1	(1,273)
	ENDING FUND BALANCE	57,137	1	1	(1,273)	(1,273)	(1,273)

BUDGET REPORT FOR 3CA PARK DISTRICT
Fund: 15 IMRF
Calculations as of 04/30/2018

GL NUMBER	DESCRIPTION	2015-16 ACTIVITY	2016-17 ACTIVITY	2017-18 AMENDED BUDGET	2017-18 ACTIVITY THRU 04/30/18	2017-18 PROJECTED ACTIVITY	2018-19 SUPERVISOR BUDGET
ESTIMATED REVENUES							
TAX RECEIPTS							
15-10.00-410100	R/E TAX COLLECTIONS	79,366	120,560	140,248	138,772	138,772	122,432
TAX RECEIPTS		79,366	120,560	140,248	138,772	138,772	122,432
TOTAL ESTIMATED REVENUES		79,366	120,560	140,248	138,772	138,772	122,432

BUDGET REPORT FOR 3CA PARK DISTRICT
Fund: 15 IMRF
Calculations as of 04/30/2018

GL NUMBER	DESCRIPTION	2015-16 ACTIVITY	2016-17 ACTIVITY	2017-18 AMENDED BUDGET	2017-18 ACTIVITY THRU 04/30/18	2017-18 PROJECTED ACTIVITY	2018-19 SUPERVISOR BUDGET
APPROPRIATIONS							
MISCELLANEOUS EXPENSES							
15-10.00-560301	IMRF EMPLOYER CONTRIBUTION	68,713	79,701	90,000	76,472	81,000	95,000
15-10.00-560302	IMRF ADDITIONAL LIABILITY PAYMENT			100,000	100,000	100,000	25,000
MISCELLANEOUS EXPENSES		68,713	79,701	190,000	176,472	181,000	120,000
TOTAL APPROPRIATIONS		68,713	79,701	190,000	176,472	181,000	120,000
NET OF REVENUES/APPROPRIATIONS - FUND 15		10,653	40,859	(49,752)	(37,700)	(42,228)	2,432
BEGINNING FUND BALANCE		25,203	35,856	76,715	76,715	76,715	34,487
ENDING FUND BALANCE		35,856	76,715	26,963	39,015	34,487	36,919

BUDGET REPORT FOR SCA PARK DISTRICT
Fund: 17 SCHER TRUST FUND
Calculations as of 04/30/2018

GL NUMBER	DESCRIPTION	2015-16 ACTIVITY	2016-17 ACTIVITY	2017-18 AMENDED BUDGET	2017-18 ACTIVITY THRU 04/30/18	2017-18 PROJECTED ACTIVITY	2018-19 SUPERVISOR BUDGET
ESTIMATED REVENUES							
INTEREST							
17-10.00-430100	INTEREST INCOME	40	32	5	6	6	
INTEREST		40	32	5	6	6	
TOTAL ESTIMATED REVENUES		40	32	5	6	6	

BUDGET REPORT FOR ;CA PARK DISTRICT
Fund: 17 SCHER TRUST FUND
Calculations as of 04/30/2018

GL NUMBER	DESCRIPTION	2015-16 ACTIVITY	2016-17 ACTIVITY	2017-18 AMENDED BUDGET	2017-18 ACTIVITY THRU 04/30/18	2017-18 PROJECTED ACTIVITY	2018-19 SUPERVISOR BUDGET
APPROPRIATIONS							
CAPITAL EXPENDITURES							
17-10.00-614100	SPECIAL PROJECTS-CAPITAL	766		8,797			8,799
CAPITAL EXPENDITURES		766		8,797			8,799
TOTAL APPROPRIATIONS		766		8,797			8,799
NET OF REVENUES/APPROPRIATIONS - FUND 17		(726)	32	(8,792)	6	6	(8,799)
BEGINNING FUND BALANCE		9,488	8,761	8,793	8,793	8,793	8,799
ENDING FUND BALANCE		8,762	8,793	1	8,799	8,799	
ESTIMATED REVENUES - ALL FUNDS		5,219,014	4,339,538	4,628,948	4,241,112	4,441,421	4,764,882
APPROPRIATIONS - ALL FUNDS		5,818,827	4,185,553	5,591,112	4,744,124	4,911,882	5,127,273
NET OF REVENUES/APPROPRIATIONS - ALL FUNDS		(599,813)	153,985	(962,164)	(503,012)	(470,461)	(362,391)
BEGINNING FUND BALANCE - ALL FUNDS		3,993,134	3,393,325	3,547,300	3,547,300	3,547,300	3,076,839
ENDING FUND BALANCE - ALL FUNDS		3,393,321	3,547,310	2,585,136	3,044,288	3,076,839	2,714,448

GL NUMBER	DESCRIPTION	2015-16 ACTIVITY	2016-17 ACTIVITY	2017-18 AMENDED BUDGET	2017-18 ACTIVITY THRU 04/30/18	2017-18 PROJECTED ACTIVITY	2018-19 SUPERVISOR BUDGET
APPROPRIATIONS							
CAPITAL EXPENDITURES							
17-10.00-614100	SPECIAL PROJECTS-CAPITAL	766		8,797			8,799
CAPITAL EXPENDITURES		766		8,797			8,799
TOTAL APPROPRIATIONS		766		8,797			8,799
NET OF REVENUES/APPROPRIATIONS - FUND 17		(726)	32	(8,792)	6	6	(8,799)
BEGINNING FUND BALANCE		9,488	8,761	8,793	8,793	8,793	8,799
ENDING FUND BALANCE		8,762	8,793	1	8,799	8,799	
ESTIMATED REVENUES - ALL FUNDS		5,219,014	4,339,538	4,628,948	4,241,112	4,441,421	4,764,882
APPROPRIATIONS - ALL FUNDS		5,818,827	4,185,553	5,591,112	4,744,124	4,911,882	5,127,273
NET OF REVENUES/APPROPRIATIONS - ALL FUNDS		(599,813)	153,985	(962,164)	(503,012)	(470,461)	(362,391)
BEGINNING FUND BALANCE - ALL FUNDS		3,993,134	3,393,325	3,547,300	3,547,300	3,547,300	3,076,839
ENDING FUND BALANCE - ALL FUNDS		3,393,321	3,547,310	2,585,136	3,044,288	3,076,839	2,714,448